CERNIERE
HINGES

138	Cerniere X91R con chiusura soft ed elevata regolabilità	**138**	X91R Hinges with soft-close and high adjustability
143	Cerniere X91 con chiusura soft	**143**	X91 Hinges with soft closing
154	Cerniere X91N	**154**	X91N Hinges
163	Cerniere X92 con chiusura soft	**163**	X92 Hinges with soft closing
165	Cerniere X92N	**165**	X92N Hinges
166	Basette X91R/X91/X91N/X92/X92N	**166**	Plates X91R/X91/X91N/X92/X92N
173	Cerniere X93 con chiusura soft	**173**	X93 Hinges with soft closing
175	Cerniere X93N	**175**	X93N Hinges
177	Basette X93/X93N	**177**	Plates X93/X93N
179	Cerniere X95 / Basette X95	**179**	X95 Hinges / Plates X95
185	Cerniere X12 / Basette X12	**185**	X12 Hinges / Plates X12
187	Cerniere X50 braccio corto	**187**	X50 Hinges with short arm
188	Accessori per cerniere e basette	**188**	Accessories for hinges and plates
190	Cerniere speciali	**190**	Special hinges
192	Chiusure e serrature	**192**	Latches and locks
202	Braccetti	**202**	Brackets

CERNIERE / HINGES

INFORMAZIONI / INFORMATION

Un'ampia gamma di cerniere per coprire tutte le esigenze di mobili da cucina, armadi, bagni e mobili da ufficio.

A wide range of hinges to cover all requirements for kitchen, wardrobe, bathroom and office furniture.

slow

Cerniera CON chiusura soft.
Hinge WITH soft closing.

no slow

Cerniera SENZA chiusura soft.
Hinge WITHOUT soft closing.

free

Cerniera libera senza molla.
Slide-on unsprung hinge.

REGOLAZIONI
ADJUSTMENT

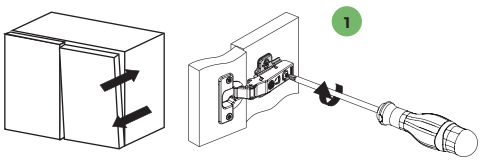

Regolazione della profondità
Depth adjustment

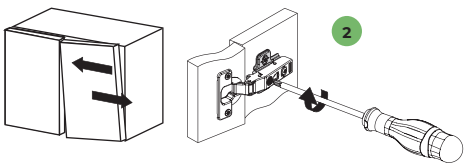

Regolazione laterale
Lateral adjustment

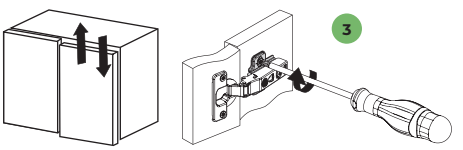

Regolazione dell'altezza
Height adjustment



Chiusura Soft
Soft closing

Montaggio a baionetta
Bayonet assembly

Montaggio clip
Mounting clip

Montaggio/ Assembly

A pressione/Knock-in

Numero di cerniere necessarie per ogni porta
Number of hinges needed for each door

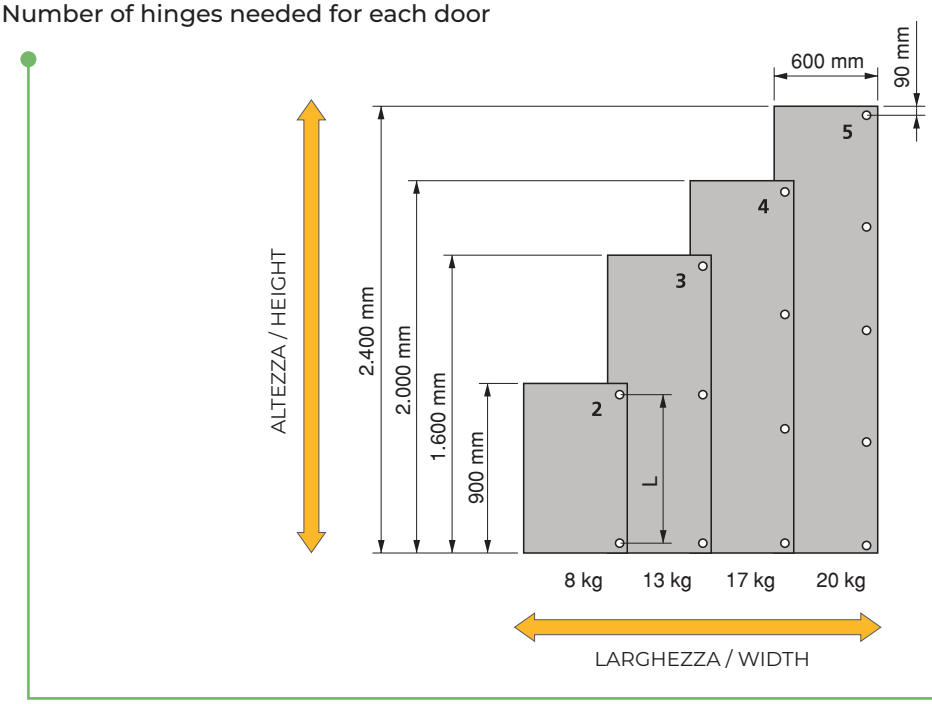

CALCOLO PER SCELTA DELLA BASETTA (B)

Cosa significa una formula del tipo **B = 15 + D – S** ?

Come prima cosa, per conoscere una formula dobbiamo conoscere le variabili:

B = Altezza della basetta
D = Distanza di foratura dello scodellino
S = Sormonto porta -fianco
L = Luce minima
T = Spessore della porta
M = Spessore del fianco
F = Luce minima (per porta in sormonto)

VEDIAMO UN ESEMPIO

Un cliente desidera mettere una cerniera per ottenere una apertura di una porta di spessore 16 mm, con sormonto al fianco di 15 mm. La distanza di foratura dello scodellino non può essere cambiata ed è di 4 mm.

SOLUZIONE

Dato che il sormonto è grande, utilizziamo una cerniera collo dritto. La formula della cerniera collo dritto è: **B = 15 + D – S**.

Conosciamo i valori: D = 4 e S = 15

Sostituendo nella formula:

B = 15 + 4 - 15 = 19 – 15 = 4 → **B = 4**

In tal caso, con la cerniera dritta e la base da 4mm il problema è risolto.

CALCULATION FOR CHOOSING THE HINGE PLATE (B)

What does a formula like **B = 15 + D – S** mean?

First of all, in order to understand a formula we need to know what its variables are:

B = Thickness of the Plate
D = Diameter of hinge cup
S = Door- jamb overhang
L = Minimum opening
T = Thickness of the door
M = Thickness of the jamb
F = Minimum opening (for doors without overhang)

HERE IS AN EXAMPLE

A client wishes to place a hinge so that a 16 mm door which overhangs he jamb by 15 mm opens correctly. The hinge cup diameter is 4 mm and cannot be changed.

SOLUTION

As the overhang is quite generous, we will use a straight cupboard hinge. The formula for a straight cupboard hinge is: **B = 15 + D – S**.

We know the values of: D = 4 and S = 15

Substituting them into the formula we get:

B = 15 + 4 – 15 = 19 – 15 = 4 → **B = 4**

So then, with a straight cupboard hinge and a 4mm plate the problem is solved.

ESEMPIO
EXAMPLE

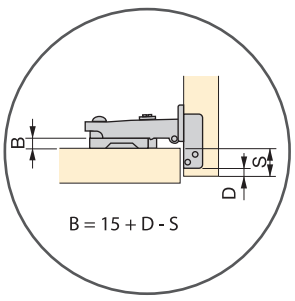

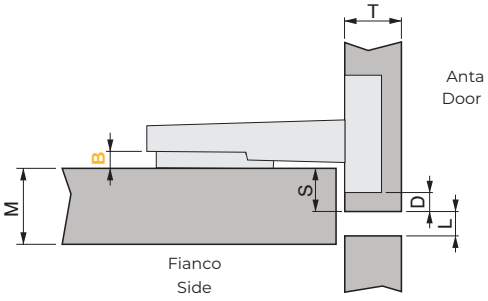

A: Distanza minima.
A: Minimum distancing.

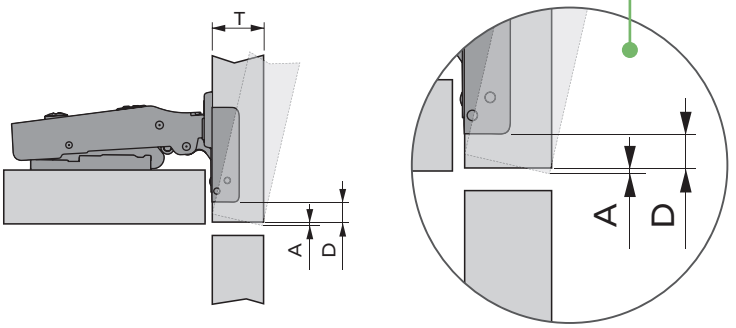

X91R~X91~X91N~X92~X92N
X93~X93N~X95~X12

105° / 110° / 95°

X91R
Ø35

slow

105°

A	T=16	T=17	T=18	T=19	T=20	T=21	T=22	T=23	T=24
D=3	0,8	1,0	1,3	1,6	2,0	2,4	2,9	3,5	4,2
D=4	0,8	1,0	1,3	1,6	1,9	2,3	2,8	3,3	3,9
D=5	0,8	1,0	1,2	1,5	1,9	2,2	2,7	3,1	3,7
D=6	0,7	1,0	1,2	1,5	1,8	2,1	2,6	3,0	3,5
D=7	0,6	0,9	1,1	1,4	1,7	2,1	2,5	2,9	3,4

X91
Ø35

slow

X91N
Ø35

no slow

105°

A	T=14	T=15	T=16	T=17	T=18	T=19	T=20	T=21	T=22	T=23	T=24
D=3	0,3	0,4	0,6	1,0	1,3	1,6	2,0	2,5	3,2	4,0	4,8
D=4	0,3	0,4	0,6	0,9	1,2	1,6	1,9	2,4	2,9	3,5	4,1
D=5	0,3	0,4	0,6	0,8	1,1	1,5	1,8	2,2	2,8	3,5	4,2
D=6	0,3	0,4	0,6	0,8	1,1	1,4	1,7	2,2	2,6	3,0	3,5
D=7	0,3	0,4	0,6	0,8	1,1	1,4	1,7	2,1	2,5	2,9	3,3

X92
Ø35

slow

X92N
Ø35

no slow

105°

A	T=14	T=15	T=16	T=17	T=18	T=19	T=20	T=21	T=22	T=23	T=24
D=3	0,6	0,7	1,0	1,3	1,6	2,0	2,5	3,0	3,5	4,0	4,5
D=4	0,5	0,7	1,0	1,2	1,6	1,9	2,3	2,8	3,3	3,8	4,3
D=5	0,5	0,7	1,0	1,2	1,5	1,9	2,2	2,7	3,2	3,7	4,2
D=6	0,5	0,7	0,9	1,2	1,5	1,8	2,2	2,6	3,0	3,4	3,8
D=7	0,5	0,7	0,9	1,1	1,4	1,7	2,1	2,5	2,9	3,3	3,7

X93
Ø35

slow

X93N
Ø35

no slow

105°

A	T=14	T=15	T=16	T=17	T=18	T=19	T=20	T=21	T=22
D=3	0,3	0,4	0,7	0,9	1,2	1,6	2,1	2,8	3,5
D=4	0,3	0,4	0,6	0,9	1,2	1,5	2,0	2,5	3,2
D=5	0,3	0,4	0,6	0,8	1,1	1,4	1,8	2,3	2,9
D=6	0,3	0,4	0,6	0,8	1,1	1,4	1,8	2,2	2,7
D=7	0,3	0,4	0,6	0,8	1,0	1,3	1,7	2,1	2,6

X95
Ø35

no slow

110°

A	T=14	T=15	T=16	T=17	T=18	T=19	T=20	T=21	T=22	T=23	T=24
D=3	0,3	0,45	0,65	0,85	1,15	1,5	1,9	3,15	3,15	3,9	4,75
D=4	0,3	0,45	0,65	0,85	1,1	1,4	1,8	2,8	2,80	3,55	4,3
D=5	0,3	0,45	0,65	0,75	1,0	1,35	1,7	2,65	2,65	3,25	3,95
D=6	0,25	0,4	0,6	0,75	1,0	1,3	1,65	2,5	2,5	3,0	3,65
D=7	0,25	0,4	0,6	0,7	0,95	1,25	1,5	2,35	2,35	2,85	3,45

X12
Ø26

no slow

95°

A	T=12	T=13	T=14	T=15	T=16	T=17	T=18
D=3	0,3	0,5	0,8	1,2	1,6	2,3	3,0
D=4	0,3	0,5	0,8	1,1	1,5	2,0	2,7
D=5	0,3	0,5	0,8	1,0	1,4	1,8	2,4
D=6	0,3	0,5	0,8	1,0	1,3	1,7	2,2

A: Distanza minima.
A: Minimum distancing.

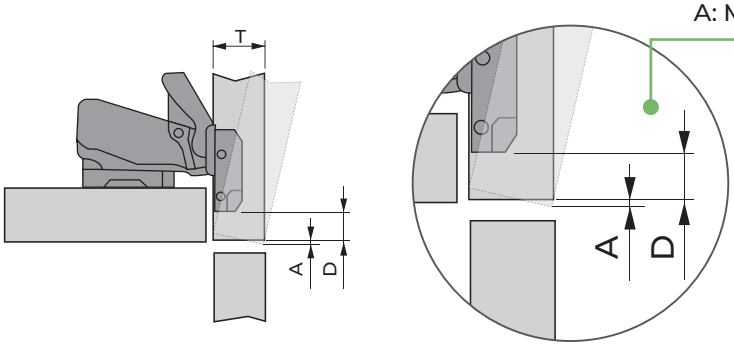

X91~X91N~X95

155° / 165°

X91
Ø35

slow

155°

A	T=16	T=17	T=18	T=19	T=20	T=21	T=22	T=23	T=24
D=3	0,0	0,0	0,0	0,0	0,0	0,0	0,0	0,0	0,0
D=4	0,0	0,0	0,0	0,0	0,0	0,0	0,0	0,0	0,0
D=5	0,0	0,0	0,0	0,0	0,0	0,0	0,0	0,0	0,0
D=6	0,0	0,0	0,0	0,0	0,0	0,0	0,0	0,0	0,0
D=7	0,0	0,0	0,0	0,0	0,0	0,0	0,0	0,0	0,0

X91
Ø35

slow

X91N
Ø35

no slow

165°

A	T=16	T=17	T=18	T=19	T=20	T=21	T=22	T=23	T=24	T=25	T=26
D=3	0,0	0,0	0,0	0,0	0,0	0,0	0,7	1,6	2,6	3,5	4,5
D=4	0,0	0,0	0,0	0,0	0,0	0,0	0,2	1,1	2,0	2,9	3,8
D=5	0,0	0,0	0,0	0,0	0,0	0,0	0,0	0,6	1,4	2,3	3,0
D=6	0,0	0,0	0,0	0,0	0,0	0,0	0,0	0,2	1,0	1,8	2,7
D=7	0,0	0,0	0,0	0,0	0,0	0,0	0,0	0,0	0,7	1,4	2,2

X95
Ø35

no slow

165°

A	T=16	T=17	T=18	T=19	T=20	T=21	T=22	T=23	T=24
D=3	0,0	0,6	1,4	2,4	3,4	4,5	5,5	6,4	7,4
D=4	0,0	0,0	0,6	1,6	2,6	3,5	4,5	5,4	6,4
D=5	0,0	0,0	0,0	0,7	1,7	2,6	3,6	4,6	5,6
D=6	0,0	0,0	0,0	0,0	0,9	1,8	2,8	3,8	4,8
D=7	0,0	0,0	0,0	0,0	0,3	1,1	2,1	3,1	4,0

A: Distanza minima.
A: Minimum distancing.

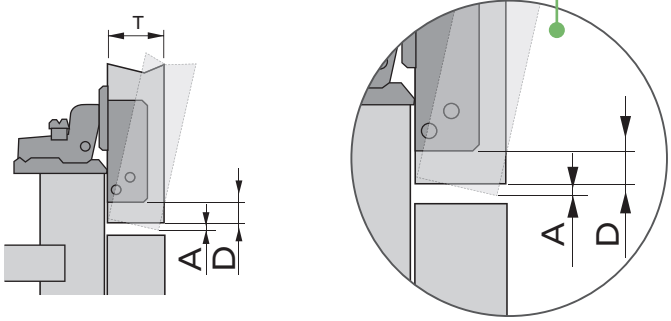

X50

105°

X50
Ø35

no slow

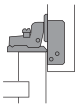

105°

A	T=14	T=15	T=16	T=17	T=18	T=19	T=20	T=21	T=22	T=23	T=24
D=3	0,25	0,40	0,75	1,05	1,40	1,80	2,30	2,90	3,60	4,40	5,20
D=4	0,25	0,40	0,75	1,00	1,30	1,70	2,15	2,70	3,30	4,05	4,80
D=5	0,25	0,40	0,70	0,95	1,25	1,60	2,05	2,50	3,10	3,75	4,45
D=6	0,2	0,35	0,70	0,95	1,20	1,55	1,95	2,40	2,90	3,50	4,15
D=7	0,2	0,35	0,65	0,90	1,15	1,50	1,85	2,25	2,75	3,30	3,90

CERNIERE X91R
X91R HINGES

Cerniere X91R con chiusura soft ed elevata regolabilità

139 Cerniera X91R con scodellino Ø35, apertura a 105°ed elevata regolabilità

166 Basette X91R

X91R Hinges with soft-close and high adjustability

139 105° Hinges X91R with Ø35 cup and high adjustability

166 Plates X91R

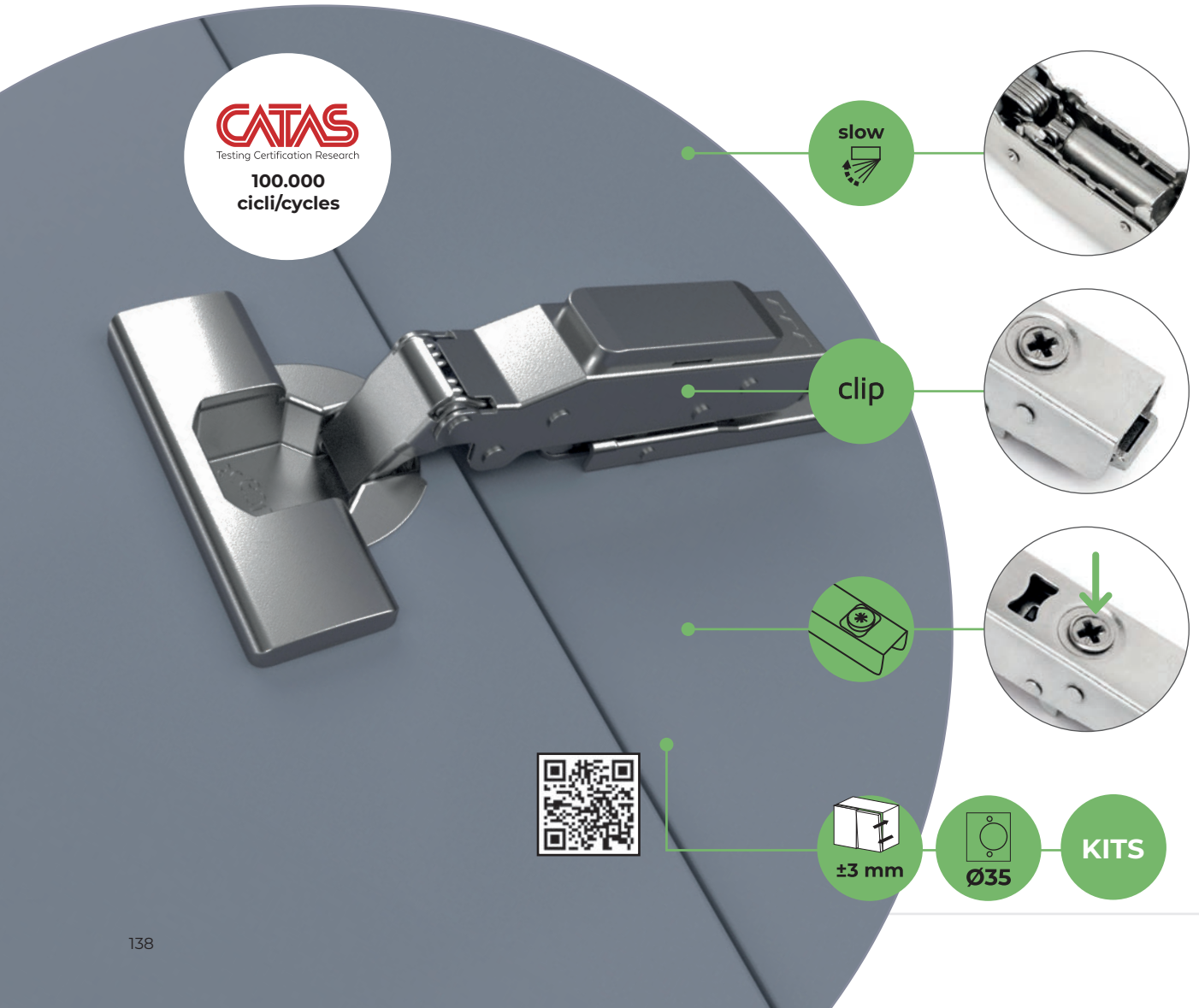

Braccetto ammortizzatore per chiusura soft della porta.
Sistema di montaggio Clip della cerniera sulla basetta.
Spessore della porta da 16 a 22 mm.
Regolabile tridimensionalmente. Regolazione della profondità di ±3 mm.
Tolleranza di foratura dello scodellino D = 3 ~ 7 mm.
Regolazione in profondità mediante eccentrico.
Con chiusura "Two Way": dispone di molla solo nella chiusura della porta.

Integrated soft closing mechanism.
Hinge to plate Clip quick fixing system.
For 16 ~ 22 mm door thickness.
Adjustable in 3 dimensions. Depth adjustment range of ±3 mm.
Distance to cup bore edge d = 3 ~ 7 mm.
Depth adjustment by cam.
With "Two Way" locking, only the door lock is spring-loaded.

Collo dritto X91R con chiusura soft altamente regolabile
Full overlay hinge X91R with soft close and highly adjustable

Descrizioni/Description	Finitura/Finishing	Imballaggio/Packaging	Cod.
Per vite/Screw-on	Nichelato/Nickel plated	200 UN/Unit	1063007

Acciaio/Steel

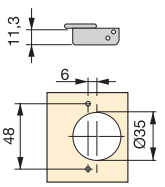

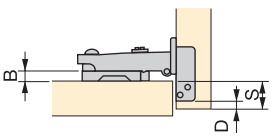

B = 15 + D - S

Mezzo collo X91R con chiusura soft altamente regolabile
Half overlay hinge X91R with soft close and highly adjustable

Descrizioni/Description	Finitura/Finishing	Imballaggio/Packaging	Cod.
Per vite/Screw-on	Nichelato/Nickel plated	200 UN/Unit	1063207

Acciaio/Steel

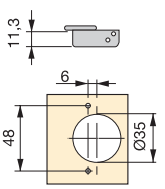

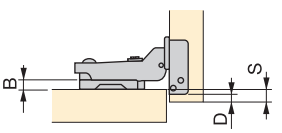

B = 5 + D - S

Collo alto X91 con chiusura soft altamente regolabile
Inset hinge X91R with soft close and highly adjustable

slow | 105° | Ø35 | clip | STEP

Descrizioni/Description	Finitura/Finishing	Imballaggio/Packaging	Cod.
Per vite/Screw-on	Nichelato/Nickel plated	200 UN/Unit	1063407

Acciaio/Steel

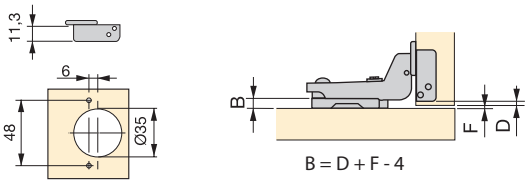

Kit cerniera collo dritto X91R con chiusura soft altamente regolabile e basetta
Kit full overlay hinge X91R with soft close and highly adjustable and plate

slow | 105° | Ø35 | clip | STEP

Descrizioni/Description	Finitura/Finishing	Imballaggio/Packaging	N° pezzi/N° pieces	Cod.
cerniere collo dritto + basette a vite (Altezza 0)/ full overlay hinges + screw-on plates (Height 0)	Nichelato/Nickel plated	1 LOTTO/LOT	20 unità/20 units	1032007

Acciaio/Steel

KITS

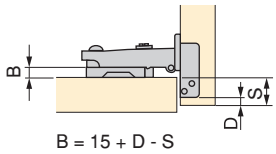

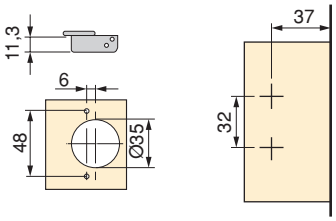

CERNIERE X91 & X91N
X91 & X91N HINGES

emuca

Cerniere X91 con chiusura soft

143 Cerniera X91 con scodellino Ø35, apertura a 105°

147 Cerniera X91 con scodellino Ø35 braccio angolare

149 Cerniera X91 con scodellino Ø35, apertura a 165°

152 Cerniera X91 per profilo alluminio e apertura a 105°

166 Basette X91

X91 Hinges with soft closing

143 105° Hinges X91 with Ø35 cup

147 X91 Hinges with Ø35 cup with angled arm

149 165° Hinges X91 with Ø35 cup

152 105° cup hinges X91 for aluminium profiles

166 Plates X91

Cerniere X91N

154 Cerniera X91N con scodellino Ø35, apertura a 105°

157 Cerniere X91N con scodellino Ø35 senza molla e apertura a 105°

158 Cerniera X91N con scodellino Ø35 braccio angolare

160 Cerniera X91N con scodellino Ø35, apertura a 165°

161 Cerniera X91N per profilo alluminio e apertura a 105°

166 Basette X91N

X91N Hinges

154 105° Hinges X91N with Ø35 cup

157 105° Hinges X91N unsprung with Ø35 cup

158 Hinges X91N with Ø35 cup with angled arm

160 165° Hinges X91N with Ø35 cup

161 105° Hinges X91N for aluminium profiles

166 Plates X91N

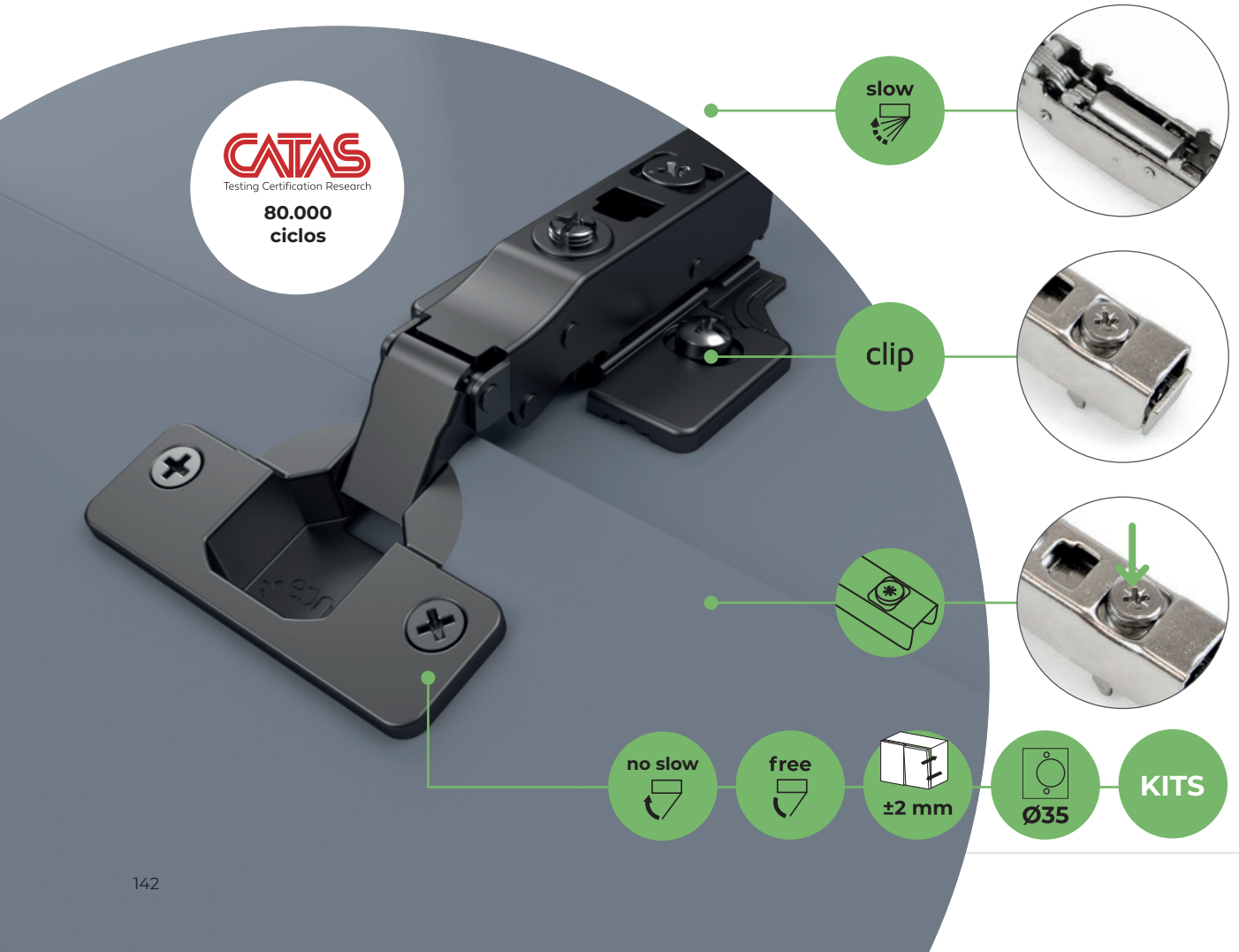

Braccetto ammortizzatore per chiusura soft della porta.
Sistema di montaggio Clip della cerniera sulla basetta.
Spessore della porta da 14 a 24 mm.
Regolabile tridimensionalmente.
Tolleranza di foratura dello scodellino D = 3 ~ 7 mm.
Regolazione in profondità mediante eccentrico.
Con chiusura "One Way" : dispone di molla sia in chiusura che in apertura della porta.

Integrated soft closing mechanism.
Hinge to plate Clip quick fixing system.
For 14 ~ 24 mm door thickness.
Adjustable in 3 dimensions.
Distance to cup bore edge d = 3 ~ 7 mm.
Depth adjustment by cam.
The "One Way" locking system is spring-loaded for easy opening and closing of the door.

Collo dritto X91 con chiusura soft
Full overlay hinge X91 with soft close

slow | 105° | Ø35 | clip | STEP

Descrizioni/Description	Finitura/Finishing	Imballaggio/Packaging	Cod.
Per vite/Screw-on	Nichelato/Nickel plated	200 UN/Unit	1040007
A pressione/Knock-in	Nichelato/Nickel plated	200 UN/Unit	1040107
Per vite/Screw-on	Titanio/Titanium	200 UN/Unit	1040052
A pressione/Knock-in	Titanio/Titanium	200 UN/Unit	1040152

Acciaio/Steel

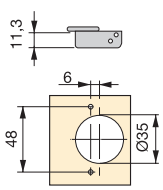

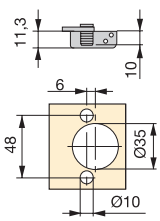

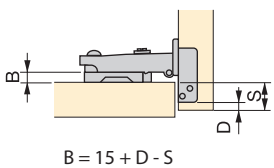

Mezzo collo X91 con chiusura soft
Half overlay hinge X91 with soft close

slow | 105° | Ø35 | clip | STEP

Descrizioni/Description	Finitura/Finishing	Imballaggio/Packaging	Cod.
Per vite/Screw-on	Nichelato/Nickel plated	200 UN/Unit	1040207
A pressione/Knock-in	Nichelato/Nickel plated	200 UN/Unit	1040307
Per vite/Screw-on	Titanio/Titanium	200 UN/Unit	1040252
A pressione/Knock-in	Titanio/Titanium	200 UN/Unit	1040352

Acciaio/Steel

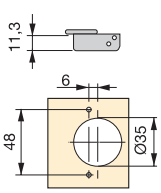

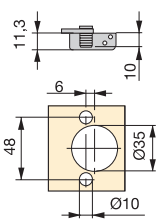

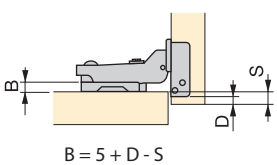

Collo alto X91 con chiusura soft
Inset hinge X91 with soft close

slow | 105° | Ø35 | clip | STEP

Descrizioni/Description	Finitura/Finishing	Imballaggio/Packaging	Cod.
Per vite/Screw-on	Nichelato/Nickel plated	200 UN/Unit	1040407
A pressione/Knock-in	Nichelato/Nickel plated	200 UN/Unit	1040507
Per vite/Screw-on	Titanio/Titanium	200 UN/Unit	1040452
A pressione/Knock-in	Titanio/Titanium	200 UN/Unit	1040552

Acciaio/Steel

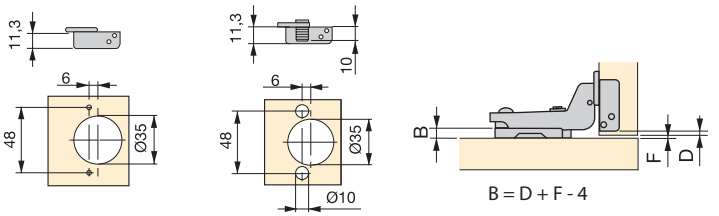

Kit cerniera collo dritto X91 con chiusura ammortizzata e basetta
Kit full overlay hinge X91 with soft close and plate

slow | 105° | Ø35 | H0 | clip | STEP

Descrizioni/Description	Finitura/Finishing	Imballaggio/Packaging	N° pezzi/N° pieces	Cod.
cerniere collo dritto + basettas a vite (Altezza 0)/ full overlay hinges + screw-on plates (Height 0)	Nichelato/Nickel plated	1 LOTTO/LOT	20 unità/20 units	1011307
cerniere collo dritto + basettas a vite (Altezza 0)/ full overlay hinges + screw-on plates (Height 0)	Titanio/Titanium	1 LOTTO/LOT	20 unità/20 units	1011352

Acciaio/Steel



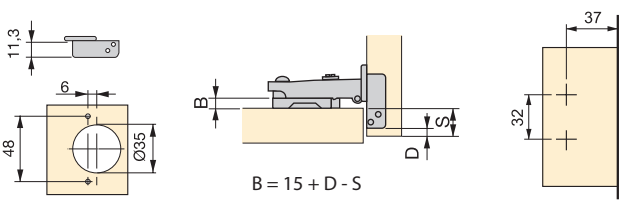

Kit cerniera mezzo collo X91 con chiusura ammortizzata, basette per vite
Kit half overlay hinge X91 with soft close and plate

slow | 105° | Ø35 | H0 | clip | STEP

Descrizioni/Description	Finitura/Finishing	Imballaggio/Packaging	N° pezzi/N° pieces	Cod.
cerniere mezzo collo + basette a vite (Altezza 0)/ half overlay hinges + screw-on plates (Height 0)	Nichelato/Nickel plated	1 LOTTO/LOT	20 unità/20 units	1011407
cerniere mezzo collo + basette a vite (Altezza 0)/ half overlay hinges + screw-on plates (Height 0)	Titanio/Titanium	1 LOTTO/LOT	20 unità/20 units	1011452

Acciaio/Steel

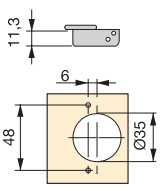

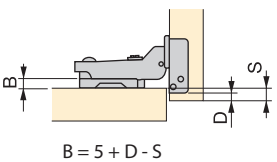

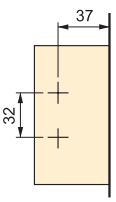

Kit cerniera collo alto X91 con chiusura ammortizzata e basetta
Kit inset hinge X91 with soft close and plate

slow | 105° | Ø35 | H0 | clip

Descrizioni/Description	Finitura/Finishing	Imballaggio/Packaging	N° pezzi/N° pieces	Cod.
cerniere collo alto + basette a vite (Altezza 0)/ inset hinges + screw-on plates (Height 0)	Nichelato/Nickel plated	1 LOTTO/LOT	20 unità/20 units	1011507
cerniere collo alto + basette a vite (Altezza 0)/ inset hinges + screw-on plates (Height 0)	Titanio/Titanium	1 LOTTO/LOT	20 unità/20 units	1011552

Acciaio/Steel

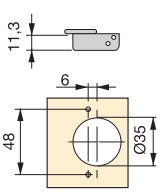

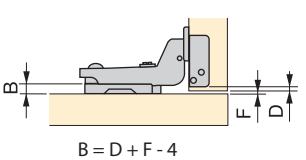

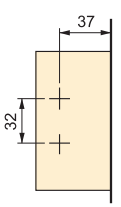

Kit cerniera collo dritto X91 con chiusura ammortizzata e basetta dritto
Kit full overlay hinge X91 with soft close and straight plate

slow | 105° | Ø35 | H1 | clip | STEP

Descrizioni/Description	Finitura/Finishing	Imballaggio/Packaging	N° pezzi/N° pieces	Cod.
cerniere collo dritto + basette a vite (Altezza 1)/ full overlay hinges + screw-on plates (Height 1)	Nichelato/Nickel plated	1 LOTTO/LOT	20 unità/20 units	1025007

Acciaio/Steel

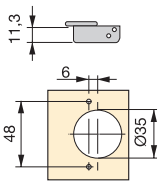

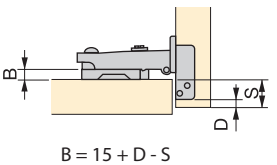

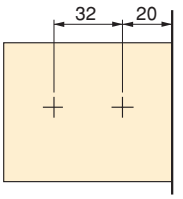

Kit cerniera mezzo collo X91 con chiusura ammortizzata e basetta dritto
Kit half overlay hinge X91 with soft close and straight plate

slow | 105° | Ø35 | H1 | clip | STEP

Descrizioni/Description	Finitura/Finishing	Imballaggio/Packaging	N° pezzi/N° pieces	Cod.
cerniere mezzo collo + basette a vite (Altezza 1)/ half overlay hinges + screw-on plates (Height 1)	Nichelato/Nickel plated	1 LOTTO/LOT	20 unità/20 units	1025107

Acciaio/Steel

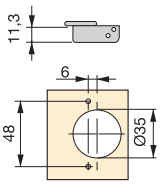

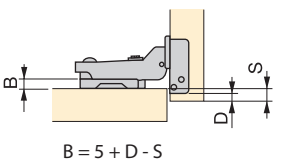

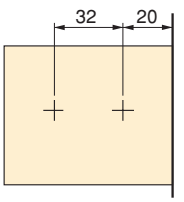

CERNIERA X91 CON SCODELLINO Ø35, APERTURA A 105°
105° HINGES X91 WITH Ø35 CUP

Kit cerniera collo alto X91 con chiusura ammortizzata e basetta dritto
Kit inset hinge X91 with soft close and straight plate

slow | 105° | Ø35 | H1 | clip | STEP

Descrizioni/Description	Finitura/Finishing	Imballaggio/Packaging	N° pezzi/N° pieces	Cod.
cerniere collo alto + basette a vite (Altezza 1)/ inset hinges + screw-on plates (Height 1)	Nichelato/Nickel plated	1 LOTTO/LOT	20 unità/20 units	1025207

Acciaio/Steel

KITS

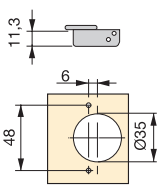

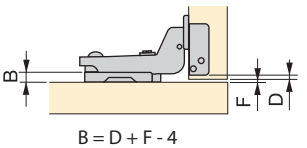

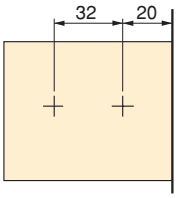

CERNIERA X91 CON SCODELLINO Ø35 BRACCIO ANGOLARE
X91 HINGES WITH Ø35 CUP WITH ANGLED ARM

Braccetto ammortizzatore per chiusura soft della porta.
Sistema di montaggio Clip della cerniera sulla basetta.
Spessore della porta da 14 a 24 mm.
Regolabile tridimensionalmente.
Tolleranza di foratura dello scodellino D = 3 ~ 7 mm.
Regolazione in profondità mediante eccentrico.
Con chiusura “One Way” : dispone di molla sia in chiusura che in apertura della porta.

Integrated soft closing mechanism.
Hinge to plate Clip quick fixing system.
For 14 ~ 24 mm door thickness.
Adjustable in 3 dimensions.
Distance to cup bore edge D = 3 ~ 7 mm.
Depth adjustment by cam.
The “One Way” locking system is spring-loaded for easy opening and closing of the door.

Braccio a 45° X91 con chiusura soft
45° hinge X91 with soft close

slow | 105° | Ø35 | clip | STEP

Descrizioni/Description	Finitura/Finishing	Imballaggio/Packaging	Cod.
Per vite/Screw-on	Nichelato/Nickel plated	200 UN/Unit	1040607
Per vite/Screw-on	Titanio/Titanium	200 UN/Unit	1040652

Acciaio/Steel

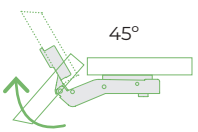

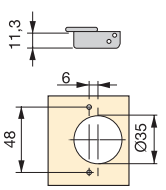

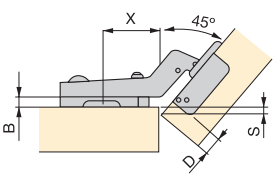

B	D			
	4	5	6	7
0	37 / 4,5	36 / 5,4	35 / 6,3	34 / 7,2
2	37 / 2,5	36 / 3,4	35 / 4,3	34 / 5,2
4	37 / 0,5	36 / 1,4	35 / 2,3	34 / 3,2
	X			S

Braccio a 90° X91 con chiusura soft
90° hinge X91 with soft close

slow | 105° | Ø35 | clip | STEP

Descrizioni/Description	Finitura/Finishing	Imballaggio/Packaging	Cod.
Per vite/Screw-on	Nichelato/Nickel plated	200 UN/Unit	1040707
Per vite/Screw-on	Titanio/Titanium	200 UN/Unit	1040752

Acciaio/Steel

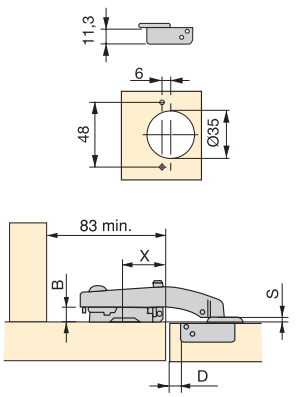

B	D 4	D 5
0	20 / 2,8	19 / 2,8
2	20 / 0,8	19 / 0,8
4	20 / -1,2	19 / -1,2
	X	S

Kit cerniera X91 da braccio angolare 90° con chiusura ammortizzata e basetta
Kit 90° hinge X91 with soft close and plate

slow | 105° | Ø35 | H0 | clip

Descrizioni/Description	Finitura/Finishing	Imballaggio/Packaging	N° pezzi/N° pieces	Cod.
cerniere con braccio ad angolo di 90 gradi + basette a vite (Altezza 0)/ hinges with 90 degree angle arm + screw-on plates (Height 0)	Nichelato/Nickel plated	1 LOTTO/LOT	10 unità/10 units	1012007

Acciaio/Steel

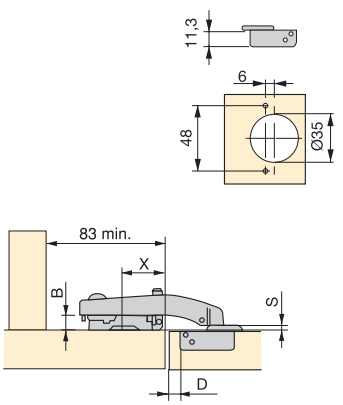

B	D 4	D 5
0	20 / 2,8	19 / 2,8
	X	S

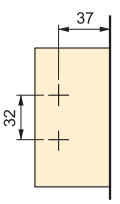

Braccetto ammortizzatore per chiusura soft della porta.
Sistema di montaggio Clip della cerniera sulla basetta.
Spessore della porta da 14 a 24 mm.
Regolabile tridimensionalmente.
Tolleranza di foratura dello scodellino D = 3 ~ 7 mm.
Regolazione in profondità mediante eccentrico.
Con chiusura "One Way" : dispone di molla sia in chiusura che in apertura della porta.

Integrated soft closing mechanism.
Hinge to plate Clip quick fixing system.
For 14 ~ 24 mm door thickness.
Adjustable in 3 dimensions.
Distance to cup bore edge D = 3 ~ 7 mm.
Depth adjustment by cam.
The "One Way" locking system is spring-loaded for easy opening and closing of the door.

Cerniera dritta X91 a interferenza zero 155° di apertura con chiusura morbida
Full overlay hinge X91 zero interference 155° opening with soft close

Descrizioni/Description	Finitura/Finishing	Imballaggio/Packaging	Cod.
Per vite/Screw-on	Nichelato/Nickel plated	100 UN/Unit	1067607
A pressione/Knock-in	Nichelato/Nickel plated	100 UN/Unit	1067707

Acciaio/Steel

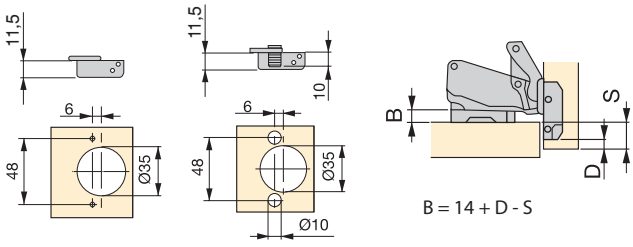

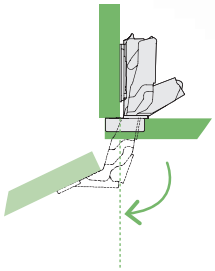

155°

Per vite/Screw-on

A pressione/Knock-in

Braccetto ammortizzatore per chiusura soft della porta.
Sistema di montaggio Clip della cerniera sulla basetta.
Spessore della porta da 14 a 24 mm.
Regolabile tridimensionalmente.
Tolleranza di foratura dello scodellino D = 3 ~ 7 mm.
Regolazione in profondità mediante eccentrico.
Con chiusura "One Way" : dispone di molla sia in chiusura che in apertura della porta.

Integrated soft closing mechanism.
Hinge to plate Clip quick fixing system.
For 14 ~ 24 mm door thickness.
Adjustable in 3 dimensions.
Distance to cup bore edge D = 3 ~ 7 mm.
Depth adjustment by cam.
The "One Way" locking system is spring-loaded for easy opening and closing of the door.

Collo dritto 165° X91 con chiusura soft
Full overlay hinge 165° X91 with soft close

Descrizioni/Description	Finitura/Finishing	Imballaggio/Packaging	Cod.
Per vite/Screw-on	Nichelato/Nickel plated	100 UN/Unit	1042807
A pressione/Knock-in	Nichelato/Nickel plated	100 UN/Unit	1045007
Per vite/Screw-on	Titanio/Titanium	100 UN/Unit	1042852

Acciaio/Steel

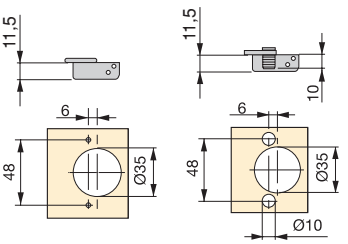

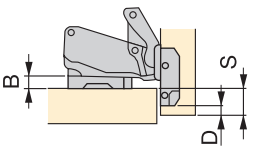

B = 14 + D - S

Mezzo collo 165° X91 con chiusura soft
Half overlay hinge 165° X91 with soft close

Descrizioni/Description	Finitura/Finishing	Imballaggio/Packaging	Cod.
Per vite/Screw-on	Nichelato/Nickel plated	100 UN/Unit	1042907
Per vite/Screw-on	Titanio/Titanium	100 UN/Unit	1042952

Acciaio/Steel

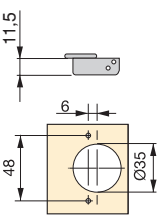

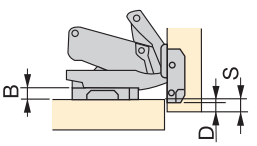

B= 4 + D - S

Collo alto 165° X91 con chiusura soft
Inset hinge 165° X91 with soft close

slow | 165° | Ø35 | clip

Descrizioni/Description	Finitura/Finishing	Imballaggio/Packaging	Cod.
Per vite/Screw-on	Nichelato/Nickel plated	100 UN/Unit	1043007
Per vite/Screw-on	Titanio/Titanium	100 UN/Unit	1043052

Acciaio/Steel

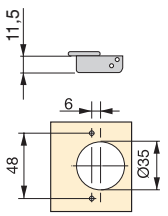

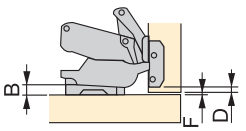

B= D + F - 2

Kit cerniera collo dritto X91 da apertura 165° con chiusura amortizzata e basetta
Kit full overlay hinge 165° X91 with soft close and plate

slow | 165° | Ø35 | H0 | clip | STEP

Descrizioni/Description	Finitura/Finishing	Imballaggio/Packaging	N° pezzi/N° pieces	Cod.
cerniere collo dritto 165 gradi + basettas a vite (Altezza 0)/ full overlay hinges opening 165 degrees + screw-on plates (Height 0)	Nichelato/Nickel plated	1 LOTTO/LOT	10 unità/10 units	1012707

Acciaio/Steel

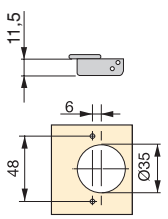

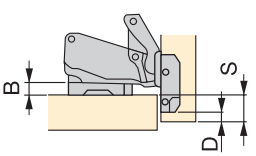

B = 14 + D - S

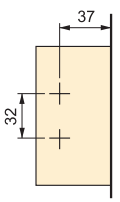

Braccetto ammortizzatore per chiusura soft della porta.
Sistema di montaggio Clip della cerniera sulla basetta.
Spessore della porta da 19 a 24 mm.
Regolabile tridimensionalmente.
Regolazione in profondità mediante eccentrico.
Con chiusura "One Way" : dispone di molla sia in chiusura che in apertura della porta.

Integrated soft closing mechanism.
Hinge to plate Clip quick fixing system.
For 19 ~ 24 mm door thickness.
Adjustable in 3 dimensions.
Depth adjustment by cam.
The "One Way" locking system is spring-loaded for easy opening and closing of the door.

Collo dritto X91 per profilo alluminio
Full overlay hinge X91 for aluminium profiles

Descrizioni/Description	Finitura/Finishing	Imballaggio/Packaging	Cod.
Per vite/Screw	Nichelato/Nickel plated	200 UN/Unit	1046007
Per vite/Screw	Titanio/Titanium	200 UN/Unit	1046052

Acciaio, Zama/Steel, Zamak

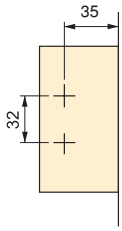

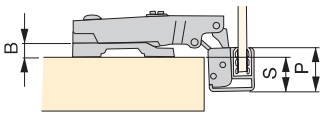

B = P - 2 - S

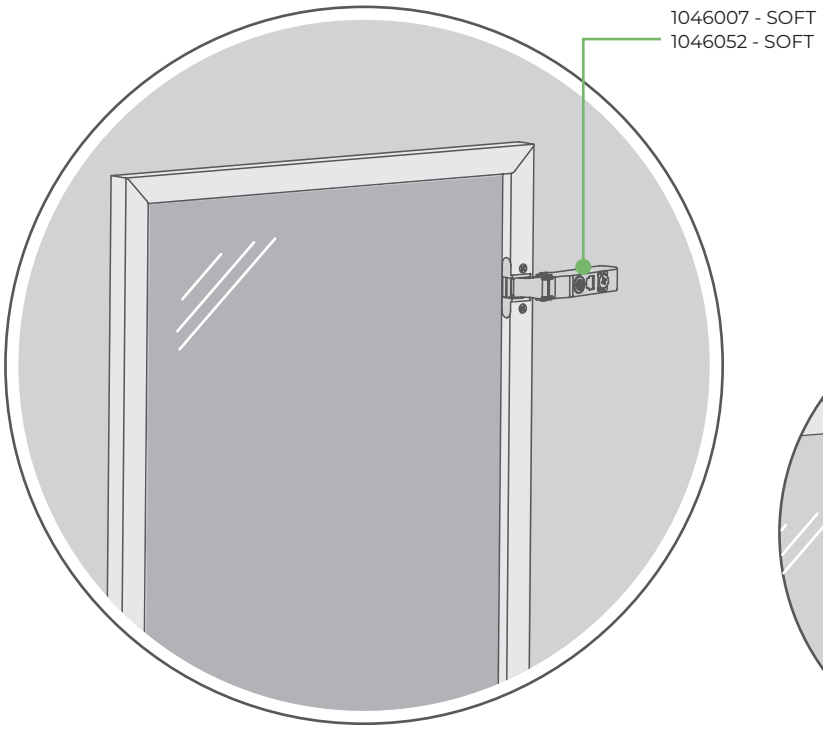

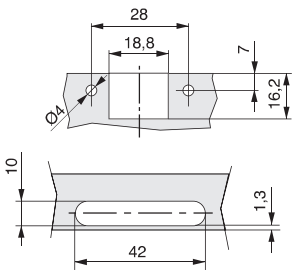

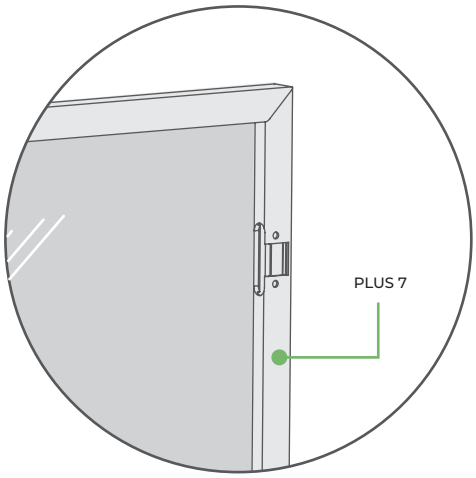

emuca

Cerniera senza chiusura soft.
Sistema di montaggio Clip della cerniera sulla basetta.
Spessore della porta da 14 a 24 mm.
Regolabile tridimensionalmente.
Tolleranza di foratura dello scodellino D = 3 ~ 7 mm.
Regolazione in profondità mediante eccentrico.
Con chiusura “Two Way”: dispone di molla solo nella chiusura della porta.

Hinge without soft close.
Hinge to plate Clip quick fixing system.
For 14 ~ 24 mm door thickness.
Adjustable in 3 dimensions.
Distance to cup bore edge D = 3 ~ 7 mm.
Depth adjustment by cam.
With “Two Way” locking, only the door lock is spring-loaded.

Collo dritto X91N
Full overlay hinge X91N

no slow | 105° | Ø35 | clip | STEP

Descrizioni/Description	Finitura/Finishing	Imballaggio/Packaging	Cod.
Per vite/Screw-on	Nichelato/Nickel plated	200 UN/Unit	1040807
A pressione/Knock-in	Nichelato/Nickel plated	200 UN/Unit	1043507
Per vite/Screw-on	Titanio/Titanium	200 UN/Unit	1040852
A pressione/Knock-in	Titanio/Titanium	200 UN/Unit	1043552

Acciaio/Steel



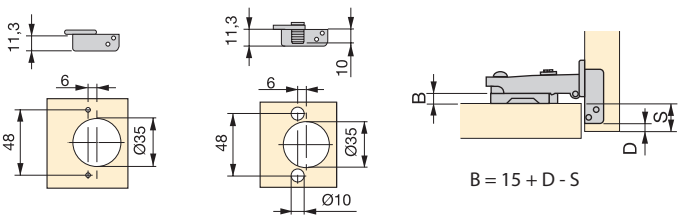

Mezzo collo X91N
Half overlay hinge X91N

no slow | 105° | Ø35 | clip | STEP

Descrizioni/Description	Finitura/Finishing	Imballaggio/Packaging	Cod.
Per vite/Screw-on	Nichelato/Nickel plated	200 UN/Unit	1040907
A pressione/Knock-in	Nichelato/Nickel plated	200 UN/Unit	1043607
Per vite/Screw-on	Titanio/Titanium	200 UN/Unit	1040952
A pressione/Knock-in	Titanio/Titanium	200 UN/Unit	1043652

Acciaio/Steel

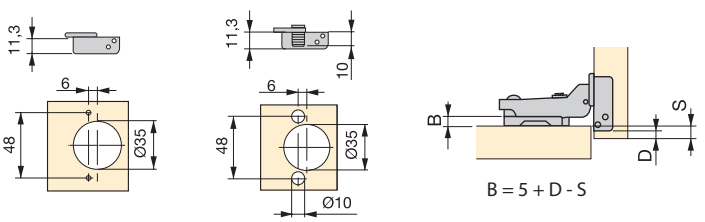

Collo alto X91N
Inset hinge X91N

no slow | 105° | Ø35 | clip | STEP

Descrizioni/Description	Finitura/Finishing	Imballaggio/Packaging	Cod.
Per vite/Screw-on	Nichelato/Nickel plated	200 UN/Unit	1041007
A pressione/Knock-in	Nichelato/Nickel plated	200 UN/Unit	1043707
Per vite/Screw-on	Titanio/Titanium	200 UN/Unit	1041052
A pressione/Knock-in	Titanio/Titanium	200 UN/Unit	1043752

Acciaio/Steel

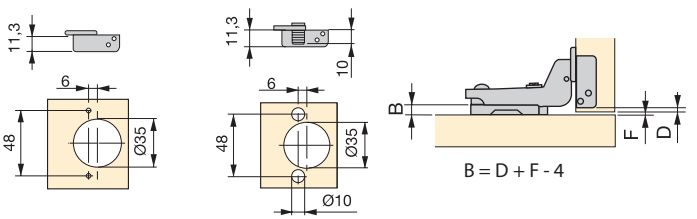

Kit cerniera collo dritto X91N e basetta
Kit full overlay hinge X91N and plate

no slow | 105° | Ø35 | H0 | clip

Descrizioni/Description	Finitura/Finishing	Imballaggio/Packaging	N° pezzi/N° pieces	Cod.
cerniere collo dritto + basette a vite (Altezza 0)/ full overlay hinges + screw-on plates (Height 0)	Nichelato/Nickel plated	1 LOTTO/LOT	20 unità/20 units	1011007

Acciaio/Steel

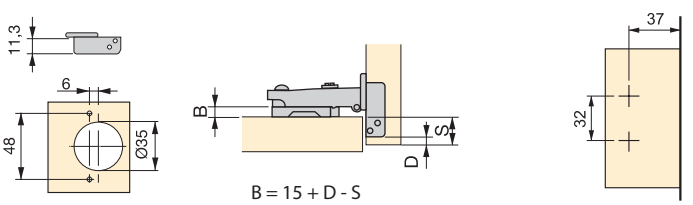

Kit cerniera mezzo colloX91N e basetta
Kit half overlay hinge X91N and plate

no slow | 105° | Ø35 | H0 | clip

Descrizioni/Description	Finitura/Finishing	Imballaggio/Packaging	N° pezzi/N° pieces	Cod.
cerniere mezzo collo + basette a vite (Altezza 0)/ half overlay hinges + screw-on plates (Height 0)	Nichelato/Nickel plated	1 LOTTO/LOT	20 unità/20 units	1011107

Acciaio/Steel



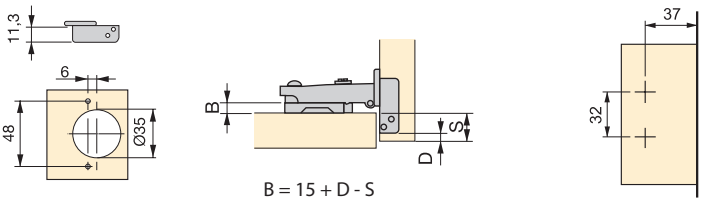

Kit cerniera collo alto X91N e basetta
Kit inset hinge X91N and plate

no slow | 105° | Ø35 | H0 | clip

Descrizioni/Description	Finitura/Finishing	Imballaggio/Packaging	N° pezzi/N° pieces	Cod.
cerniere collo alto + basette a vite (Altezza 0)/ inset hinges + screw-on plates (Height 0)	Nichelato/Nickel plated	1 LOTTO/LOT	20 unità/20 units	1011207

Acciaio/Steel



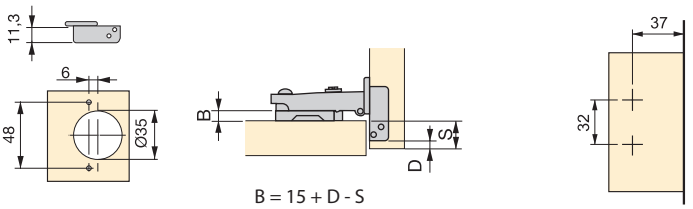

Cerniera senza chiusura soft.
Compatibile con le chiusure magnetiche.
Sistema automatico di montaggio della cerniera sulla basetta.
Spessore della porta da 14 a 24 mm.
Regolabile tridimensionalmente.
Tolleranza di foratura dello scodellino D = 3 ~ 7 mm.
Regolazione in profondità mediante eccentrico.

Hinge without soft close.
Compatible with magnetic locks.
Hinge to plate quick fixing system.
For 14 ~ 24 mm door thickness.
Adjustable in 3 dimensions.
Distance to cup bore edge D= 3 ~ 7 mm.
Depth adjustment by cam.

Collo dritto X91N senza molla
Full overlay hinge X91N unsprung

Descrizioni/Description	Finitura/Finishing	Imballaggio/Packaging	Cod.
Per vite/Screw-on	Nichelato/Nickel plated	200 UN/Unit	1044007
Per vite/Screw-on	Titanio/Titanium	200 UN/Unit	1044052

Acciaio/Steel

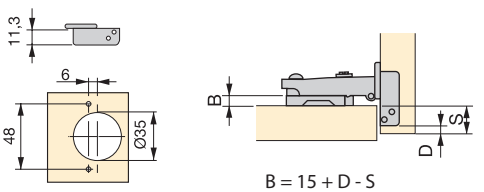

Mezzo collo X91N senza molla
Half overlay hinge X91N unsprung

Descrizioni/Description	Finitura/Finishing	Imballaggio/Packaging	Cod.
Per vite/Screw-on	Nichelato/Nickel plated	200 UN/Unit	1044107
Per vite/Screw-on	Titanio/Titanium	200 UN/Unit	1044152

Acciaio/Steel

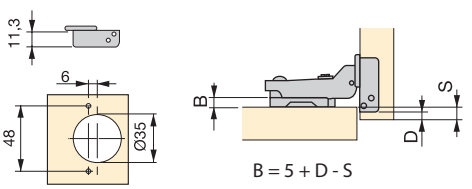

Collo alto X91N senza molla
Inset hinge X91N unsprung

Descrizioni/Description	Finitura/Finishing	Imballaggio/Packaging	Cod.
Per vite/Screw-on	Nichelato/Nickel plated	200 UN/Unit	1044207
Per vite/Screw-on	Titanio/Titanium	200 UN/Unit	1044252

Acciaio/Steel

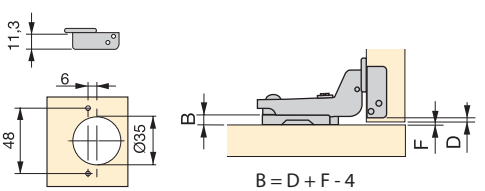

Cerniera senza chiusura soft.
Sistema di montaggio Clip della cerniera sulla basetta.
Spessore della porta da 14 a 26 mm.
Regolabile tridimensionalmente.
Tolleranza di foratura dello scodellino D = 3 ~ 7 mm.
Regolazione in profondità mediante eccentrico.
Con chiusura “Two Way”: dispone di molla solo nella chiusura della porta.

Hinge without soft close.
Hinge to plate Clip quick fixing system.
For 14 ~ 26 mm door thickness.
Adjustable in 3 dimensions.
Distance to cup bore edge D = 3 ~ 7 mm.
Depth adjustment by cam.
With “Two Way” locking, only the door lock is spring-loaded.

Braccio a 90° X91N
90° hinge X91N

Descrizioni/Description	Finitura/Finishing	Imballaggio/Packaging	Cod.
Per vite/Screw-on	Nichelato/Nickel plated	200 UN/Unit	1044307

Acciaio/Steel

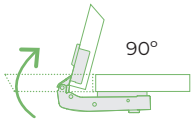

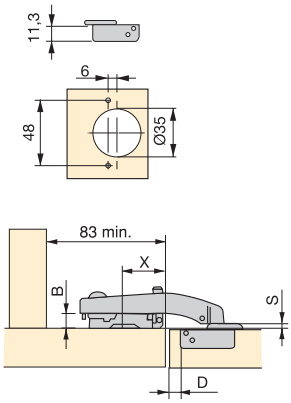

B	D 4	D 5
0	20 / 2,8	19 / 2,8
2	20 / 0,8	19 / 0,8
4	20 / -1,2	19 / -1,2
	X	S

Braccio doppia porta X91N
Double door hinge X91N

Descrizioni/Description	Finitura/Finishing	Imballaggio/Packaging	Cod.
Per vite/Screw-on	Nichelato/Nickel plated	200 UN/Unit	1044407

Acciaio/Steel

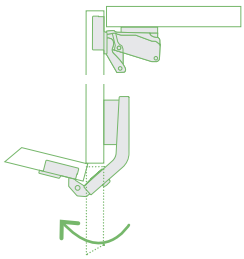

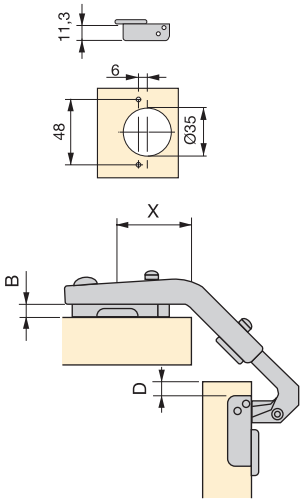

	Sp. < 18	18 < Sp. < 22
	D = 5	D = 5
B	2	0
X	37	37

CERNIERE
HINGES

Cerniera senza chiusura soft.
Sistema di montaggio Clip della cerniera sulla basetta.
Spessore della porta da 14 a 26 mm.
Regolabile tridimensionalmente.
Tolleranza di foratura dello scodellino D = 3 ~ 7 mm.
Regolazione in profondità mediante eccentrico.
Con chiusura “Two Way”: dispone di molla solo nella chiusura della porta.

Hinge without soft close.
Hinge to plate Clip quick fixing system.
For 14 ~ 26 mm door thickness.
Adjustable in 3 dimensions.
Distance to cup bore edge D = 3 ~ 7 mm.
Depth adjustment by cam.
With “Two Way” locking, only the door lock is spring-loaded.

Collo dritto 165° X91N
Full overlay hinge 165° X91N

Descrizioni/Description	Finitura/Finishing	Imballaggio/Packaging	Cod.
Per vite/Screw-on	Nichelato/Nickel plated	100 UN/Unit	1044507
Per vite/Screw-on	Titanio/Titanium	100 UN/Unit	1044552

Acciaio/Steel

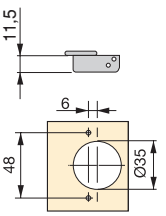

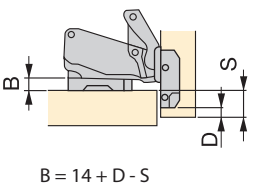

Collo alto 165° X91N
Inset hinge 165° X91N

Descrizioni/Description	Finitura/Finishing	Imballaggio/Packaging	Cod.
Per vite/Screw-on	Nichelato/Nickel plated	200 UN/Unit	1044707
Per vite/Screw-on	Titanio/Titanium	200 UN/Unit	1044752

Acciaio/Steel

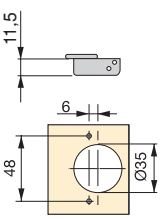

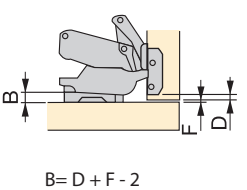

CERNIERA X91N PER PROFILO ALLUMINIO E APERTURA A 105°
105° HINGES X91N FOR ALUMINIUM PROFILES

Cerniera senza chiusura soft.
Sistema di montaggio Clip della cerniera sulla basetta.
Spessore della porta da 19 a 24 mm.
Regolabile tridimensionalmente.
Regolazione in profondità mediante eccentrico.
Con chiusura “Two Way”: dispone di molla solo nella chiusura della porta.

Hinge without soft close.
Hinge to plate Clip quick fixing system.
For 19 ~ 24 mm door thickness.
Adjustable in 3 dimensions.
Depth adjustment by cam.
With “Two Way” locking, only the door lock is spring-loaded.

Collo dritto X91N per profilo alluminio
Full overlay hinge X91N for aluminium profiles

no slow | 105° | clip | STEP

Descrizioni/Description	Finitura/Finishing	Imballaggio/Packaging	Cod.
Per vite/Screw	Nichelato/Nickel plated	200 UN/Unit	1046107

Acciaio, Zama/Steel, Zamak

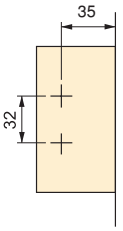

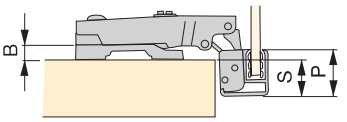

B = P - 2 - S

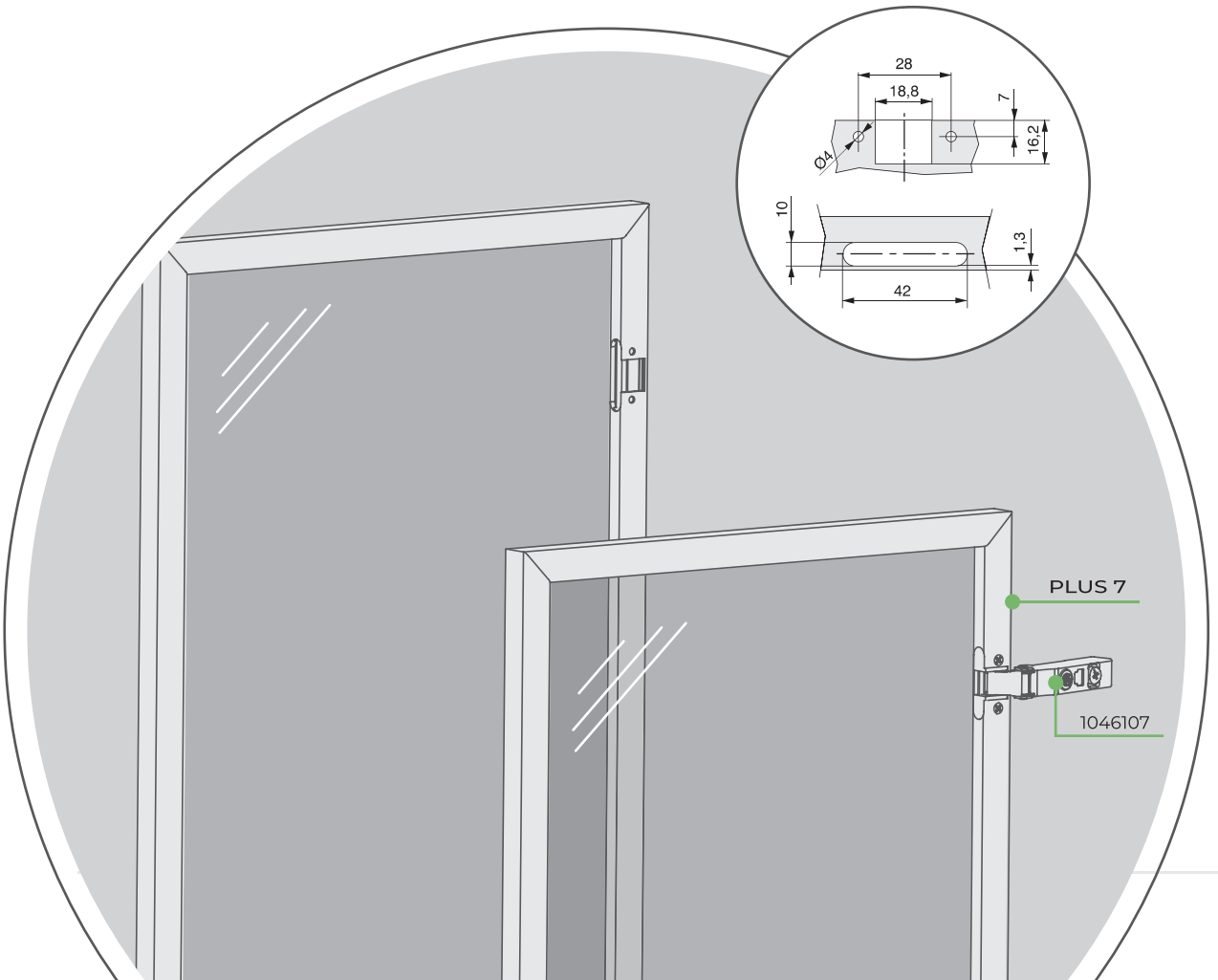

CERNIERE X92 & X92N
X92 & X92N HINGES

emuca

Cerniere X92 con chiusura soft

163 Cerniera X92 con scodellino Ø35, apertura a 105°

166 Basette X92

Cerniere X92N

165 Cerniera X92N con scodellino Ø35, apertura a 105°

166 Basette X92N

X92 Hinges with soft closing

163 105° Hinges X92 with Ø35 cup

166 Plates X92

X92N Hinges

165 105° Hinges X92N with Ø35 cup

166 Plates X92N

CERNIERA X92 CON SCODELLINO Ø35, APERTURA A 105°
105° HINGES X92 WITH Ø35 CUP

Braccetto ammortizzatore per chiusura soft della porta, con scodellino Ø35 mm.
Sistema di montaggio Clip della cerniera sulla basetta.
Spessore della porta da 14 a 24 mm.
Regolabile tridimensionalmente, con regolazione in profondità mediante eccentrico.
Tolleranza di foratura dello scodellino D = 3 ~ 7 mm.
Con chiusura "Two Way": dispone di molla solo nella chiusura della porta.

Integrated soft closing mechanism, with Ø35 mm cup.
Hinge to plate Clip quick fixing system.
For 14 ~ 24 mm door thickness.
Adjustable in 3 dimensions, with depth adjustment by cam.
Distance to cup bore edge D = 3 ~ 7 mm.
With "Two Way" locking, only the door lock is spring-loaded.

Collo dritto X92 con chiusura soft
Full overlay hinge X92 with soft close

slow | 105° | Ø35 | clip | STEP

Descrizioni/Description	Finitura/Finishing	Imballaggio/Packaging	Cod.
Per vite/Screw-on	Nichelato/Nickel plated	200 UN/Unit	1065007
A pressione/Knock-in	Nichelato/Nickel plated	200 UN/Unit	1065107

Acciaio/Steel

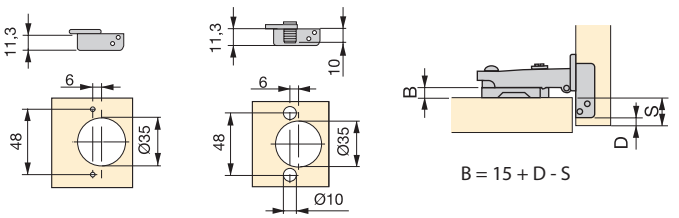

Mezzo collo X92 con chiusura soft
Half overlay hinge X92 with soft close

slow | 105° | Ø35 | clip | STEP

Descrizioni/Description	Finitura/Finishing	Imballaggio/Packaging	Cod.
Per vite/Screw-on	Nichelato/Nickel plated	200 UN/Unit	1065207
A pressione/Knock-in	Nichelato/Nickel plated	200 UN/Unit	1065307

Acciaio/Steel

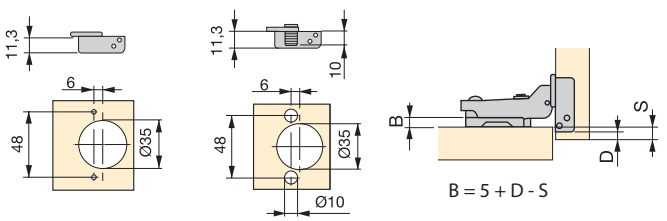

Collo alto X92 con chiusura soft
Inset hinge X92 with soft close

slow | 105° | Ø35 | clip | STEP

Descrizioni/Description	Finitura/Finishing	Imballaggio/Packaging	Cod.
Per vite/Screw-on	Nichelato/Nickel plated	200 UN/Unit	1065407
A pressione/Knock-in	Nichelato/Nickel plated	200 UN/Unit	1065507

Acciaio/Steel

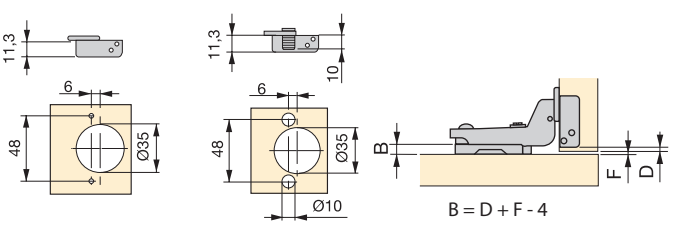

Kit cerniera collo dritto X92 con chiusura ammortizzata e basetta
Kit full overlay hinge X92 with soft close and plate

slow | 105° | Ø35 | H0 | clip

Descrizioni/Description	Finitura/Finishing	Imballaggio/Packaging	N° pezzi/N° pieces	Cod.
cerniere collo dritto + basette a vite (Altezza 0)/ full overlay hinges + screw-on plates (Height 0)	Nichelato/Nickel plated	1 LOTTO/LOT	20 unità/20 units	1065607

Acciaio/Steel



KITS

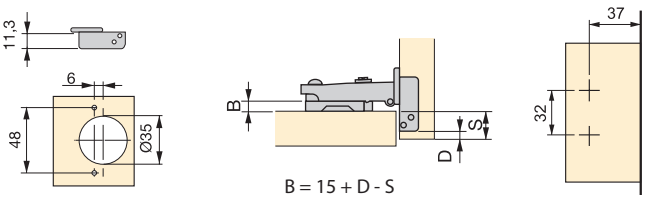

Kit cerniera mezzo collo X92 con chiusura ammortizzata e basette per vite
Kit half overlay hinge X92 with soft close and plate

slow | 105° | Ø35 | H0 | clip | STEP

Descrizioni/Description	Finitura/Finishing	Imballaggio/Packaging	N° pezzi/N° pieces	Cod.
cerniere mezzo collo + basette a vite (Altezza 0)/ half overlay hinges + screw-on plates (Height 0)	Nichelato/Nickel plated	1 LOTTO/LOT	20 unità/20 units	1125507

Acciaio/Steel



KITS

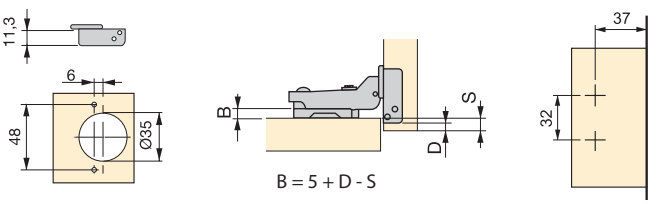

Kit cerniera collo alto X92 con chiusura ammortizzata e basetta
Kit inset hinge X92 with soft close and plate

slow | 105° | Ø35 | H0 | clip | STEP

Descrizioni/Description	Finitura/Finishing	Imballaggio/Packaging	N° pezzi/N° pieces	Cod.
cerniere collo alto + basette a vite (Altezza 0)/ inset hinges + screw-on plates (Height 0)	Nichelato/Nickel plated	1 LOTTO/LOT	20 unità/20 units	1125607

Acciaio/Steel

KITS

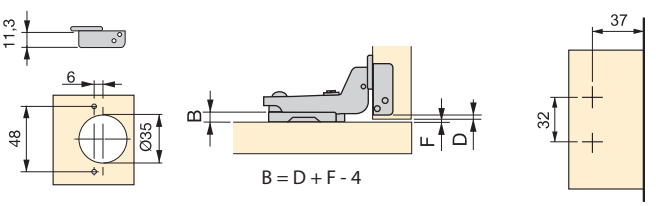

CERNIERA X92N CON SCODELLINO Ø35, APERTURA A 105°
105° HINGES X92N WITH Ø35 CUP

Cerniera senza chiusura soft e scodellino Ø35 mm.
Sistema di montaggio Clip della cerniera sulla basetta.
Spessore della porta da 14 a 24 mm.
Regolabile tridimensionalmente, con regolazione in profondità mediante eccentrico.
Tolleranza di foratura dello scodellino D = 3 ~ 7 mm.
Con chiusura "Two Way": dispone di molla solo nella chiusura della porta.

Hinge without soft close.
Hinge to plate Clip quick fixing system.
For 14 ~ 24 mm door thickness.
Adjustable in 3 dimensions, with depth adjustment by cam.
Distance to cup bore edge D = 3 ~ 7 mm.
With "Two Way" locking, only the door lock is spring-loaded.

Collo dritto X92N
Full overlay hinge X92N

Descrizioni/Description	Finitura/Finishing	Imballaggio/Packaging	Cod.
Per vite/Screw-on	Nichelato/Nickel plated	200 UN/Unit	1067007
A pressione/Knock-in	Nichelato/Nickel plated	200 UN/Unit	1067107

Acciaio/Steel

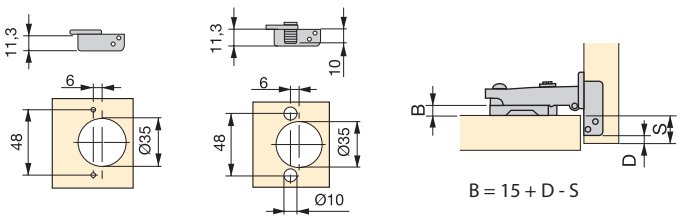

Mezzo collo X92N
Half overlay hinge X92N

Descrizioni/Description	Finitura/Finishing	Imballaggio/Packaging	Cod.
Per vite/Screw-on	Nichelato/Nickel plated	200 UN/Unit	1067207

Acciaio/Steel

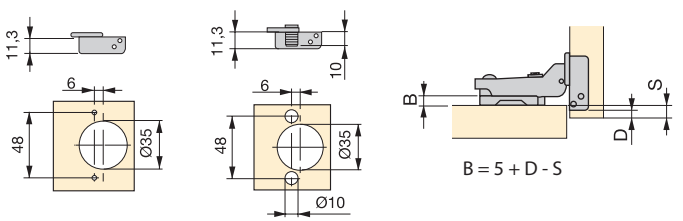

Collo alto X92N
Inset hinge X92N

Descrizioni/Description	Finitura/Finishing	Imballaggio/Packaging	Cod.
Per vite/Screw-on	Nichelato/Nickel plated	200 UN/Unit	1067407
A pressione/Knock-in	Nichelato/Nickel plated	200 UN/Unit	1067507

Acciaio/Steel

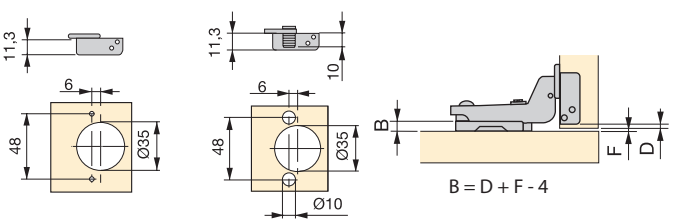

BASETTE / PLATES

INFORMAZIONI / INFORMATION

X91R - X91 - X91N - X92 - X92N

Cerca la basetta per la tua cerniera X91, X91R, X91N, X92 e X92N. Con o senza regolazione eccentrica e in due diverse finiture: Nichelato o Titanio.

Find the supplement for your X91, X91R, X91N, X92 and X92N hinge. With or without extreme adjustment and in two different finishes: Nickel-plated or Titanium.



*Copri cerniere in plastica. Consigliato per la basetta dritta.

*Plastic hinge covers. Recommended for straight supplement.

Basetta con regolazione eccentrica.

Plate for hinge with eccentric regulation.



H:0 H:2 H:4

Basetta per vite
Plate Screw-on

H:0 H:2 H:4

Basetta a pressione Ø10x11mm.
Plate Knock-in Ø10x11mm

H:0 H:2 H:4

Basetta montaggio misto
Plate Mixed mounting

H:0 H:2 H:4

Basetta Euro
Plate Euro screw

H:0 H:2 H:4

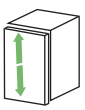

±2

Basetta con regolazione eccentrica.

Plate for hinge with eccentric regulation.



Basetta per vite
Plate Screw-on

H:0 H:2 H:4

Basetta a pressione Ø10x11mm.
Plate Knock-in Ø10x11mm

H:0 H:2 H:4



Basetta montaggio misto
Plate Mixed mounting

H:0 H:2 H:4

Basetta Euro
Plate Euro screw

H:0 H:2 H:4

Basetta dritta per cerniera X91/X92 a vite con regolazione eccentrica
Screw-on straight X91/X92 plate for hinge with eccentric regulation

Altezza/Height	Finitura/Finishing	Imballaggio/Packaging	Cod.
1	Nichelato/Nickel plated	200 UN/Unit	1047007
2	Nichelato/Nickel plated	200 UN/Unit	1047107
4	Nichelato/Nickel plated	200 UN/Unit	1047207
1	Titanio/Titanium	200 UN/Unit	1047052
2	Titanio/Titanium	200 UN/Unit	1047152
4	Titanio/Titanium	200 UN/Unit	1047252

Acciaio/Steel

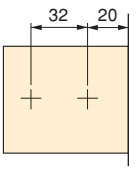

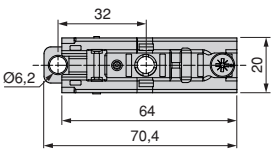

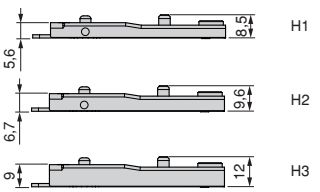

Basetta dritta per cerniera X91/X92 a pressione con regolazione eccentrica
Knock-in straight X91/X92 plate for hinge with eccentric regulation

Altezza/Height	Finitura/Finishing	Imballaggio/Packaging	Cod.
1	Nichelato/Nickel plated	200 UN/Unit	1047307
2	Nichelato/Nickel plated	200 UN/Unit	1047407
4	Nichelato/Nickel plated	200 UN/Unit	1047507
1	Titanio/Titanium	200 UN/Unit	1047352
2	Titanio/Titanium	200 UN/Unit	1047452
4	Titanio/Titanium	200 UN/Unit	1047552

Acciaio/Steel

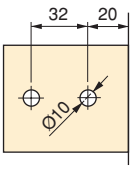

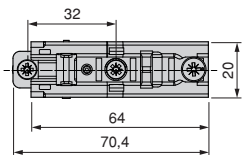

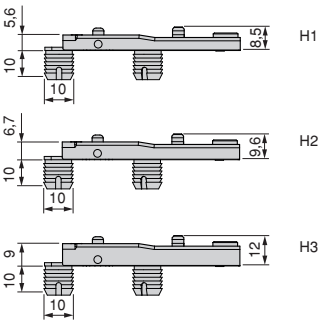

Basetta X91/X92 per vite
Screw-on X91/X92 plate for hinge

Altezza/Height	Finitura/Finishing	Imballaggio/Packaging	Cod.
0	Nichelato/Nickel plated	200 UN/Unit	1041107
2	Nichelato/Nickel plated	200 UN/Unit	1041207
4	Nichelato/Nickel plated	200 UN/Unit	1042607
0	Titanio/Titanium	200 UN/Unit	1041152
2	Titanio/Titanium	200 UN/Unit	1041252

Acciaio/Steel

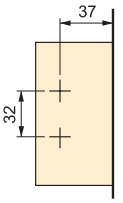

Basetta X91/X92 a pressione
Knock-in X91/X92 plate for hinge

Altezza/Height	Finitura/Finishing	Imballaggio/Packaging	Cod.
0	Nichelato/Nickel plated	200 UN/Unit	1042207
2	Nichelato/Nickel plated	200 UN/Unit	1042307
0	Titanio/Titanium	200 UN/Unit	1042252
2	Titanio/Titanium	200 UN/Unit	1042352

Acciaio/Steel

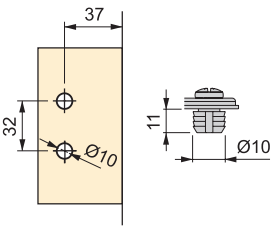

Basetta X91/X92 Euro
Euro screw X91/X92 plate for hinge

Altezza/Height	Finitura/Finishing	Imballaggio/Packaging	Cod.
0	Nichelato/Nickel plated	200 UN/Unit	1041307
2	Nichelato/Nickel plated	200 UN/Unit	1041407

Acciaio/Steel

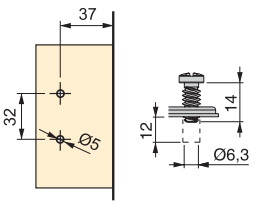

Basetta X91/X92 montaggio misto
Mixed mounting X91/X92 plate for hinge

Altezza/Height	P	Finitura/Finishing	Imballaggio/Packaging	Cod.
0	7,8	Nichelato/Nickel plated	200 UN/Unit	1043307
2	7,8	Nichelato/Nickel plated	200 UN/Unit	1043407
4	7,8	Nichelato/Nickel plated	200 UN/Unit	1043907
0	9,5	Nichelato/Nickel plated	200 UN/Unit	1042407
2	9,5	Nichelato/Nickel plated	200 UN/Unit	1042507
0	7,8	Titanio/Titanium	200 UN/Unit	1043352
2	7,8	Titanio/Titanium	200 UN/Unit	1043452
4	7,8	Titanio/Titanium	200 UN/Unit	1043952

Acciaio/Steel

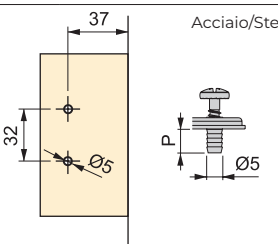

Basetta X91/X92 con regolazione eccentrica per vite
Screw-on X91/X92 plate for hinge with eccentric regulation

Altezza/Height	Finitura/Finishing	Imballaggio/Packaging	Cod.
0	Nichelato/Nickel plated	200 UN/Unit	1041507
2	Nichelato/Nickel plated	200 UN/Unit	1041607
4	Nichelato/Nickel plated	200 UN/Unit	1046507
0	Titanio/Titanium	200 UN/Unit	1041552
2	Titanio/Titanium	200 UN/Unit	1041652

Acciaio/Steel

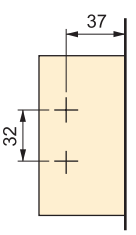

Basetta X91/X92 con regolazione eccentrica a pressione
Knock-in X91/X92 plate for hinge with eccentric regulation

Altezza/Height	Finitura/Finishing	Imballaggio/Packaging	Cod.
0	Nichelato/Nickel plated	200 UN/Unit	1042707
2	Nichelato/Nickel plated	200 UN/Unit	1043807
0	Titanio/Titanium	200 UN/Unit	1042752
2	Titanio/Titanium	200 UN/Unit	1043852

Acciaio/Steel

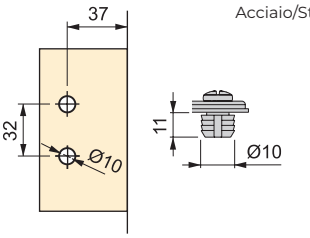

Basetta X91/X92 con regolazione eccentrica Euro
Euro screw X91/X92 plate for hinge with eccentric regulation

Altezza/Height	Finitura/Finishing	Imballaggio/Packaging	Cod.
0	Nichelato/Nickel plated	200 UN/Unit	1041707
2	Nichelato/Nickel plated	200 UN/Unit	1041807
0	Titanio/Titanium	200 UN/Unit	1041752
2	Titanio/Titanium	200 UN/Unit	1041852
4	Titanio/Titanium	200 UN/Unit	1046852

Acciaio/Steel

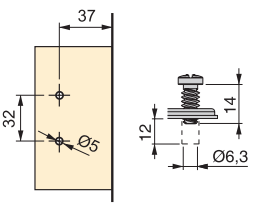

Basetta X91/X92 montaggio misto con regolazione eccentrica
Mixed mounting X91/X92 plate for hinge with eccentric regulation

Altezza/Height	Finitura/Finishing	Imballaggio/Packaging	Cod.
0	Nichelato/Nickel plated	200 UN/Unit	1043107
2	Nichelato/Nickel plated	200 UN/Unit	1043207

Acciaio/Steel

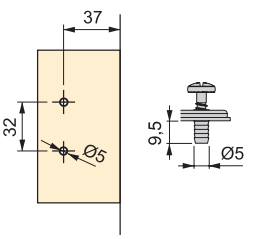

CERNIERE X93 & X93N
X93 & X93N HINGES

emuca

Cerniere X93 con chiusura soft

173 Cerniera X93 con scodellino Ø35, apertura a 105°

174 Cerniera X93 con scodellino Ø35 braccio angolare

177 Basette X93

X93 Hinges with soft closing

173 105° Hinges X93 with Ø35 cup

174 X93 Hinges with Ø35 cup with angled arm

177 Plates X93

Cerniere X93N

175 Cerniera X93N con scodellino Ø35, apertura a 105°

176 Cerniera X93N con scodellino Ø35 braccio angolare

177 Basette X93N

X93N Hinges

175 105° Hinges X93N with Ø35 cup

176 Hinges X93N with Ø35 cup with angled arm

177 Plates X93N

Braccetto ammortizzatore per chiusura soft della porta.
Attacco a baionetta sulla basetta.
Spessore della porta da 14 a 22 mm.
Regolabile tridimensionalmente.
Tolleranza di foratura dello scodellino D = 3 ~ 7 mm.
Con chiusura "One Way" : dispone di molla sia in chiusura che in apertura della porta.

Integrated soft closing mechanism.
Bayonet fitting on the plate.
For 14 ~ 22 mm door thickness.
Adjustable in 3 dimensions.
Distance to cup bore edge D = 3 ~ 7 mm.
The "One Way" locking system is spring-loaded for easy opening and closing of the door.

Collo dritto X93 con chiusura soft
Full overlay hinge X93 with soft close

slow | 105° | Ø35 | STEP

Descrizioni/Description	Finitura/Finishing	Imballaggio/Packaging	Cod.
Screw-on/Screw-on	Nichelato/Nickel plated	200 UN/Unit	1061507

Acciaio/Steel

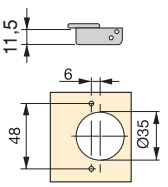

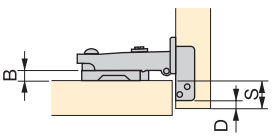

B = 13 + D - S

Mezzo collo X93 con chiusura soft
Half overlay hinge X93 with soft close

slow | 105° | Ø35 | STEP

Descrizioni/Description	Finitura/Finishing	Imballaggio/Packaging	Cod.
Screw-on/Screw-on	Nichelato/Nickel plated	200 UN/Unit	1061607

Acciaio/Steel

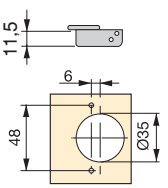

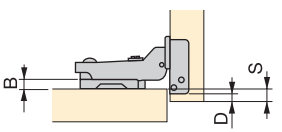

B = 5 + D - S

Collo alto X93 con chiusura soft
Inset hinge X93 with soft close

slow | 105° | Ø35 | STEP

Descrizioni/Description	Finitura/Finishing	Imballaggio/Packaging	Cod.
Screw-on/Screw-on	Nichelato/Nickel plated	200 UN/Unit	1061707

Acciaio/Steel

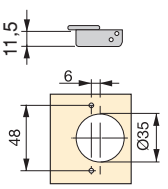

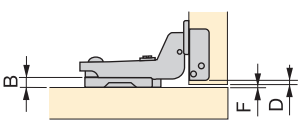

B = D + F - 4

Braccio a 30° X93 con chiusura soft
30° hinge X93 with soft close

slow | 105° | Ø35 | STEP

Descrizioni/Description	Finitura/Finishing	Imballaggio/Packaging	Cod.
Per vite/Screw-on	Nichelato/Nickel plated	200 UN/Unit	1062707

Acciaio/Steel

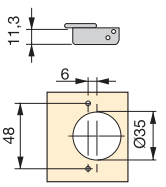

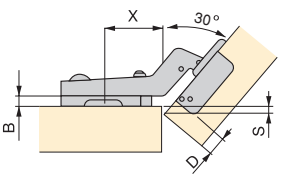

B	D 4	D 5	D 6	D 7
0	37 / 2,2	36 / 3,5	35 / 4,0	34 / 4,8
2	37 / 0,2	36 / 1,5	35 / 2,0	34 / 2,8
4	37 / -2,2	36 / -0,5	35 / 0	34 / 0,8
	X			S

Braccio a 45° X93 con chiusura soft
45° hinge X93 with soft close

slow | 105° | Ø35 | STEP

Descrizioni/Description	Finitura/Finishing	Imballaggio/Packaging	Cod.
Per vite/Screw-on	Nichelato/Nickel plated	200 UN/Unit	1062807

Acciaio/Steel

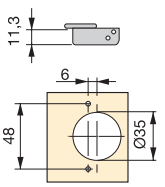

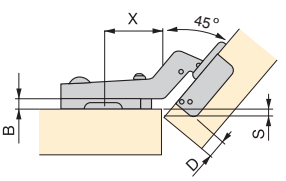

B	D 4	D 5	D 6	D 7
0	37 / 4,5	36 / 5,4	35 / 6,3	34 / 7,2
2	37 / 2,5	36 / 3,4	35 / 4,3	34 / 5,2
4	37 / 0,5	36 / 1,4	35 / 2,3	34 / 3,2
	X			S

Braccio a 90° X93 con chiusura soft
90° hinge X93 with soft close

slow | 105° | Ø35 | STEP

Descrizioni/Description	Finitura/Finishing	Imballaggio/Packaging	Cod.
Per vite/Screw-on	Nichelato/Nickel plated	200 UN/Unit	1062907

Acciaio/Steel

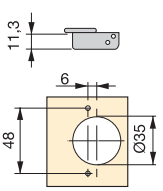

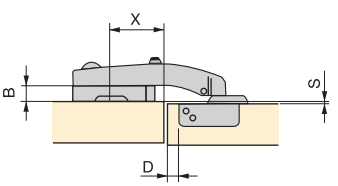

B	D 4	D 5
0	20 / 2,8	19 / 2,8
2	20 / 0,8	19 / 0,8
4	20 / -1,2	19 / -1,2
	X	S

Cerniera senza chiusura soft.
Attacco a baionetta sulla basetta.
Spessore della porta da 14 a 22 mm.
Regolabile tridimensionalmente.
Tolleranza di foratura dello scodellino D = 3 ~ 7 mm.
Con chiusura “One Way” : dispone di molla sia in chiusura che in apertura della porta.

Hinge without soft close.
Bayonet fitting on the plate.
For 14 ~ 22 mm door thickness.
Adjustable in 3 dimensions.
Distance to cup bore edge D = 3 ~ 7 mm.
The “One Way” locking system is spring-loaded for easy opening and closing of the door.

Collo dritto X93N
Full overlay hinge X93N

no slow | 105° | Ø35 | STEP

Descrizioni/Description	Finitura/Finishing	Imballaggio/Packaging	Cod.
Screw-on/Screw-on	Nichelato/Nickel plated	200 UN/Unit	1061807

Acciaio/Steel

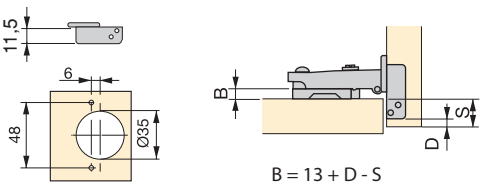

Mezzo collo X93N
Half overlay hinge X93N

no slow | 105° | Ø35 | STEP

Descrizioni/Description	Finitura/Finishing	Imballaggio/Packaging	Cod.
Screw-on/Screw-on	Nichelato/Nickel plated	200 UN/Unit	1061907

Acciaio/Steel

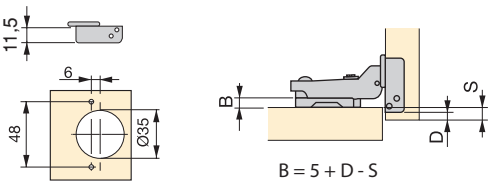

Collo alto X93N
Inset hinge X93N

no slow | 105° | Ø35 | STEP

Descrizioni/Description	Finitura/Finishing	Imballaggio/Packaging	Cod.
Screw-on/Screw-on	Nichelato/Nickel plated	200 UN/Unit	1062007

Acciaio/Steel

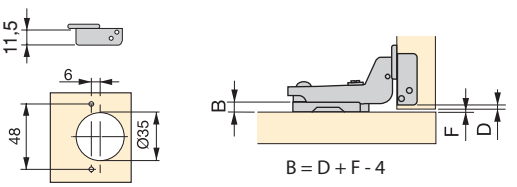

Braccio a 30° X93N
30° hinge X93N

Descrizioni/Description	Finitura/Finishing	Imballaggio/Packaging	Cod.
Per vite/Screw-on	Nichelato/Nickel plated	200 UN/Unit	1063507

Acciaio/Steel

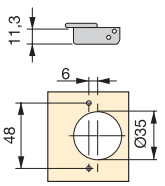

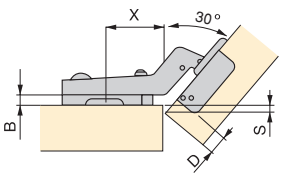

B	D			
	4	5	6	7
0	37 / 2,2	36 / 3,5	35 / 4,0	34 / 4,8
2	37 / 0,2	36 / 1,5	35 / 2,0	34 / 2,8
4	37 / -2,2	36 / -0,5	35 / 0	34 / 0,8
X				S

Braccio a 45° X93N
45° hinge X93N

Descrizioni/Description	Finitura/Finishing	Imballaggio/Packaging	Cod.
Per vite/Screw-on	Nichelato/Nickel plated	200 UN/Unit	1063607

Acciaio/Steel

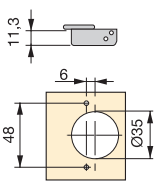

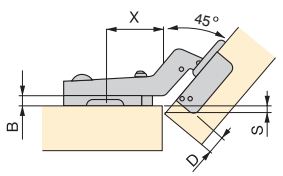

B	D			
	4	5	6	7
0	37 / 4,5	36 / 5,4	35 / 6,3	34 / 7,2
2	37 / 2,5	36 / 3,4	35 / 4,3	34 / 5,2
4	37 / 0,5	36 / 1,4	35 / 2,3	34 / 3,2
X				S

Braccio a 90° X93N
90° hinge X93N

Descrizioni/Description	Finitura/Finishing	Imballaggio/Packaging	Cod.
Per vite/Screw-on	Nichelato/Nickel plated	200 UN/Unit	1063707

Acciaio/Steel

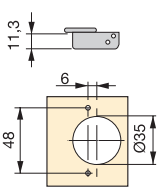

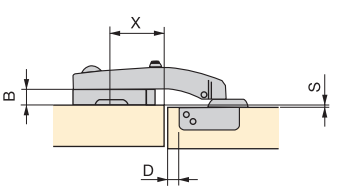

B	D	
	4	5
0	20 / 2,8	19 / 2,8
2	20 / 0,8	19 / 0,8
4	20 / -1,2	19 / -1,2
X		S

Basetta X93 per vite
Screw-on X93 plate for hinge

STEP

Altezza/Height	Finitura/Finishing	Imballaggio/Packaging	Cod.
0	Nichelato/Nickel plated	200 UN/Unit	1062107
2	Nichelato/Nickel plated	200 UN/Unit	1062207

Acciaio/Steel

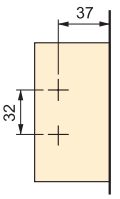

Basetta X93 montaggio misto
Mixed mounting X93 plate for hinge

STEP

Altezza/Height	Finitura/Finishing	Imballaggio/Packaging	Cod.
0	Nichelato/Nickel plated	200 UN/Unit	1062307
2	Nichelato/Nickel plated	200 UN/Unit	1062407

Acciaio/Steel

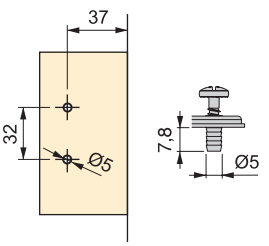

Basetta X93 Euro
Euro screw X93 plate for hinge

STEP

Altezza/Height	Finitura/Finishing	Imballaggio/Packaging	Cod.
0	Nichelato/Nickel plated	200 UN/Unit	1062507
2	Nichelato/Nickel plated	200 UN/Unit	1062607

Acciaio/Steel

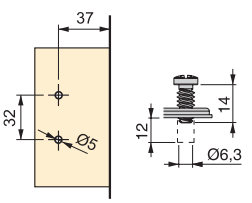

CERNIERE X95
X95 HINGES

emuca

Cerniere X95

179	Cerniera X95 con scodellino Ø35, apertura a 110°
180	Cerniera X95 con scodellino Ø35 braccio angolare e apertura a 95°
181	Cerniera X95 con scodellino Ø35, apertura a 165°
182	Basette X95

X95 Hinges

179	110° Hinges X95 with Ø35 cup
180	95° Angled arm hinges X95 with Ø35 cup
181	165° hinges X95 with Ø35 cup
182	Plates X95

CATAS
Testing Certification Research
40.000 cicli/cycles



no slow

Ø35

CERNIERA X95 CON SCODELLINO Ø35, APERTURA A 110°
110° HINGES X95 WITH Ø35 CUP

Cerniera senza chiusura soft.
Attacco a baionetta sulla basetta.
Spessore della porta da 14 a 23 mm.
Regolabile tridimensionalmente.
Tolleranza di foratura dello scodellino D = 3 ~ 8 mm.
Con chiusura “One Way” : dispone di molla sia in chiusura che in apertura della porta.

Hinge without soft close.
Bayonet fitting on the plate.
Door thickness from 14 to 23 mm.
Adjustable in 3 dimensions.
Distance to cup bore edge D = 3 ~ 8 mm.
The “One Way” locking system is spring-loaded for easy opening and closing of the door.

Collo dritto X95
Full overlay hinge X95

no slow | 110° | Ø35

Descrizioni/Description	Finitura/Finishing	Imballaggio/Packaging	Cod.
Per vite/Screw-on	Nichelato/Nickel plated	200 UN/Unit	1030007
A pressione/Knock-in	Nichelato/Nickel plated	200 UN/Unit	1030707

Acciaio/Steel

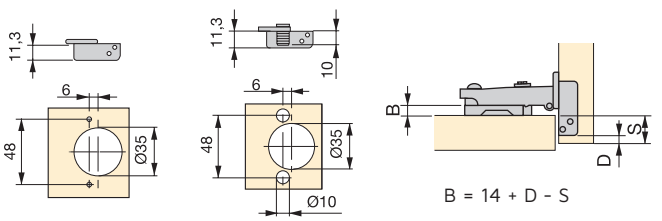

Mezzo collo X95
Half overlay hinge X95

no slow | 110° | Ø35

Descrizioni/Description	Finitura/Finishing	Imballaggio/Packaging	Cod.
Per vite/Screw-on	Nichelato/Nickel plated	200 UN/Unit	1030107
A pressione/Knock-in	Nichelato/Nickel plated	200 UN/Unit	1030807

Acciaio/Steel

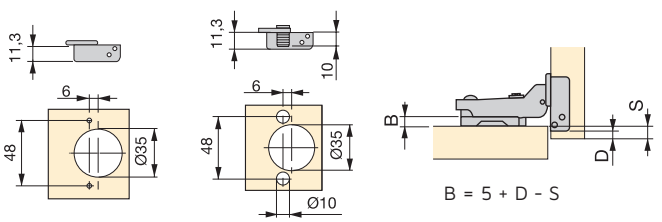

Collo alto X95
Inset hinge X95

no slow | 110° | Ø35

Descrizioni/Description	Finitura/Finishing	Imballaggio/Packaging	Cod.
Per vite/Screw-on	Nichelato/Nickel plated	200 UN/Unit	1030207
A pressione/Knock-in	Nichelato/Nickel plated	200 UN/Unit	1030907

Acciaio/Steel

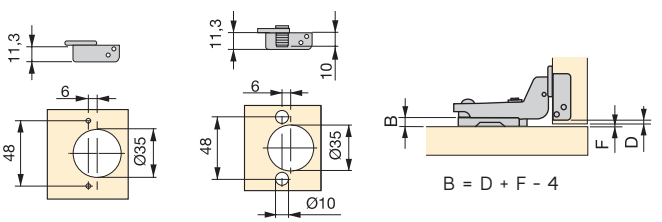

Cerniera senza chiusura soft.
Cerniera per porte in legno Ø35
Ante di spessore compreso tra 14 e 22 mm.
Attacco a baionetta sulla basetta.
La cerniera consente una regolazione tridimensionale.
Gamma di foratura da 4 a 7 mm.
Con chiusura “One Way” : dispone di molla sia in chiusura che in apertura della porta.

Hinge without soft close.
Hinge for wooden doors Ø35.
Door thicknesses between 14 and 22 mm.
Bayonet fitting on the plate.
The hinge allows three-dimensional adjustment.
Drilling range of the cup from 4 to 7 mm.
The “One Way” locking system is spring-loaded for easy opening and closing of the door.

Braccio a 45° X95
45° hinge X95

no slow | 95° | Ø35 | STEP

Descrizioni/Description	Finitura/Finishing	Imballaggio/Packaging	Cod.
Per vite/Screw-on	Nichelato/Nickel plated	200 UN/Unit	1031207

Acciaio/Steel

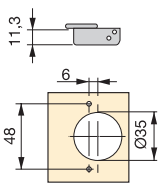

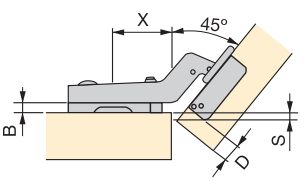

B	D 4,0	D 5,0	D 6,0	D 7,0
-2	37 / 5,3	36 / 6,0	35 / 6,7	34 / 7,4
0	37 / 3,3	36 / 4,0	35 / 4,7	34 / 5,4
2	37 / 1,3	36 / 2,0	35 / 2,7	34 / 3,4
4	37 / -0,7	36 / 0	35 / 0,7	34 / 1,4

X / S

Braccio a 90° X95
90° hinge X95

no slow | 95° | Ø35 | STEP

Descrizioni/Description	Finitura/Finishing	Imballaggio/Packaging	Cod.
Per vite/Screw-on	Nichelato/Nickel plated	200 UN/Unit	1031307

Acciaio/Steel

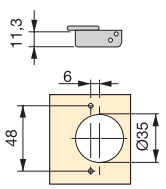

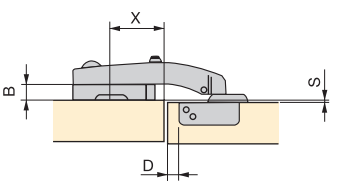

B	D 4,0	D 5,0
-2	20 / 4	20 / 4
0	20 / 2	20 / 2
2	20 / 0	20 / 0

X / S

Braccio doppia porta 135° X95
Double door hinge 135° X95

no slow | 95° | Ø35 | STEP

Descrizioni/Description	Finitura/Finishing	Imballaggio/Packaging	Cod.
Per vite/Screw-on	Nichelato/Nickel plated	200 UN/Unit	1031507

Acciaio/Steel

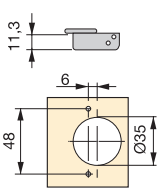

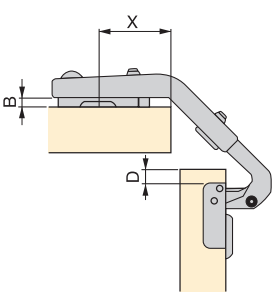

	Sp. < 18	18 < Sp. < 22
	D = 5	D = 5
B	2	0
X	37	37

Cerniera senza chiusura soft.
Cerniera con angolo di apertura di 165° per porte in legno Ø35
Ante di spessore compreso tra 14 e 26 mm.
Attacco a baionetta sulla basetta.
La cerniera consente una regolazione tridimensionale.
Gamma di foratura da 3 a 7 mm.
Con chiusura "One Way" : dispone di molla sia in chiusura che in apertura della porta.

Hinge without soft close.
Hinge with 165° opening angle for wooden doors Ø35.
Door thicknesses between 14 and 26 mm.
Bayonet fitting on the plate.
The hinge allows three-dimensional adjustment.
Drilling range of the cup from 3 to 7 mm.
The "One Way" locking system is spring-loaded for easy opening and closing of the door.

Collo dritto 165° X95
Full overlay hinge 165° X95

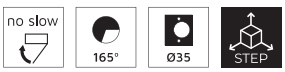

Descrizioni/Description	Finitura/Finishing	Imballaggio/Packaging	Cod.
Per vite/Screw-on	Nichelato/Nickel plated	100 UN/Unit	1031607

Acciaio/Steel

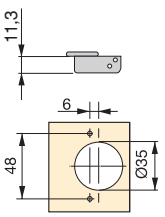

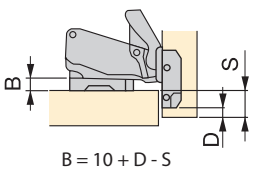

Mezzo collo 165° X95
Half overlay hinge 165° X95

Descrizioni/Description	Finitura/Finishing	Imballaggio/Packaging	Cod.
Per vite/Screw-on	Nichelato/Nickel plated	100 UN/Unit	1031707

Acciaio/Steel

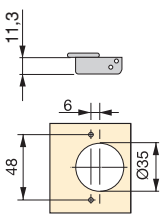

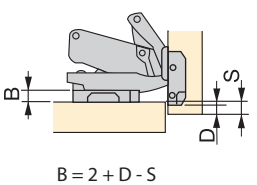

Basetta X95 per vite
Screw-on X95 plate for hinge

Altezza/Height	Finitura/Finishing	Imballaggio/Packaging	Cod.
-2	Nichelato/Nickel plated	200 UN/Unit	1030307
0	Nichelato/Nickel plated	200 UN/Unit	1030407
2	Nichelato/Nickel plated	200 UN/Unit	1031007

Acciaio/Steel

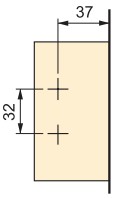

Basetta X95 Euro
Euro screw X95 plate for hinge

Altezza/Height	Finitura/Finishing	Imballaggio/Packaging	Cod.
-2	Nichelato/Nickel plated	200 UN/Unit	1030507
0	Nichelato/Nickel plated	200 UN/Unit	1030607
2	Nichelato/Nickel plated	200 UN/Unit	1031107

Acciaio/Steel

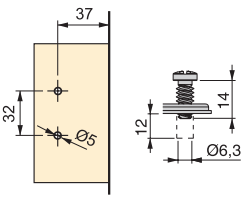

Basetta X95 montaggio misto
Mixed mounting X95 plate for hinge

Altezza/Height	P	Finitura/Finishing	Imballaggio/Packaging	Cod.
0	9,5	Nichelato/Nickel plated	200 UN/Unit	1252107
0	7,8	Nichelato/Nickel plated	200 UN/Unit	1252207
2	7,8	Nichelato/Nickel plated	200 UN/Unit	1252407

Acciaio/Steel

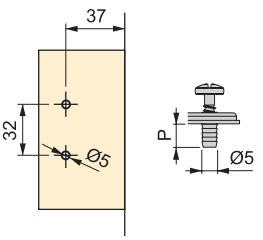

Basetta X95 a pressione
Knock-in X95 plate for hinge

Altezza/Height	Finitura/Finishing	Imballaggio/Packaging	Cod.
0	Nichelato/Nickel plated	200 UN/Unit	1252307

Acciaio/Steel

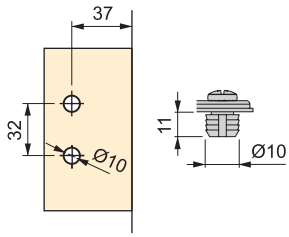

Cerniere diverse per ogni angolo di apertura.Different hinges for each opening angle.

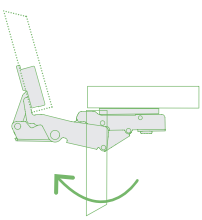

165°

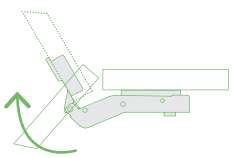

45°

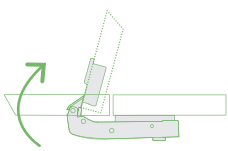

90°

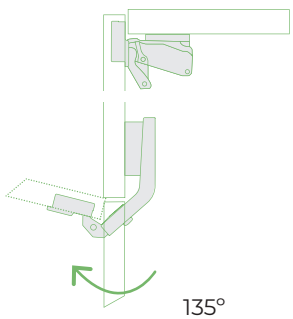

135°

CERNIERE X12 & X50
X12 & X50 HINGES

Cerniere X12

185 Cerniera X12 con scodellino Ø26, apertura a 95°

186 Basette X12

Cerniere X50 braccio corto

187 Cerniera X50con scodellino Ø35, apertura a 105°

187 Basette X50

X12 Hinges

185 95° Hinges X12 with Ø26 cup

186 Plates X12

X50 Hinges with short arm

187 105° Hinge X50 with Ø35 cup

187 Plates X50

CATAS
Testing Certification Research

40.000
cicli/cycles
X12



no slow

Ø26

Cerniera senza chiusura soft.
Cerniera per porte in legno Ø26 e per ante di spessore compreso tra 12 e 18 mm.
Attacco a baionetta sulla basetta.
La cerniera consente una regolazione tridimensionale.
Angolo di apertura della porta 95°.
Con chiusura "Two Way": dispone di molla solo nella chiusura della porta.

Hinge without soft close.
Hinge for wooden doors Ø26 and for door thicknesses between 12 and 18 mm.
Bayonet fitting on the plate.
The hinge allows three-dimensional adjustment.
Door opening angle 95°.
With "Two Way" locking, only the door lock is spring-loaded.

Collo dritto X12
Full overlay hinge X12

95° Ø26 STEP

Descrizioni/Description	Finitura/Finishing	Imballaggio/Packaging	Cod.
Per vite/Screw-on	Nichelato/Nickel plated	500 UN/Unit	1270307
A pressione/Knock-in	Nichelato/Nickel plated	500 UN/Unit	1271407

Acciaio/Steel

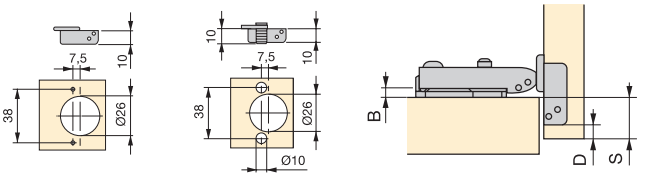

B = 10 + D - S

Mezzo collo X12
Half overlay hinge X12

95° Ø26 STEP

Descrizioni/Description	Finitura/Finishing	Imballaggio/Packaging	Cod.
Per vite/Screw-on	Nichelato/Nickel plated	500 UN/Unit	1270407

Acciaio/Steel

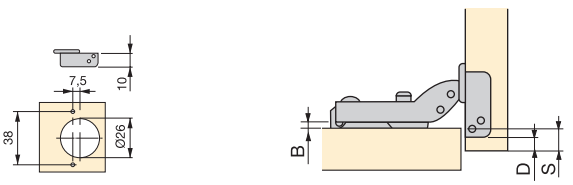

B = 1 + D - S

Collo alto X12
Inset hinge X12

95° Ø26 STEP

Descrizioni/Description	Finitura/Finishing	Imballaggio/Packaging	Cod.
Per vite/Screw-on	Nichelato/Nickel plated	500 UN/Unit	1270507
A pressione/Knock-in	Nichelato/Nickel plated	500 UN/Unit	1271607

Acciaio/Steel

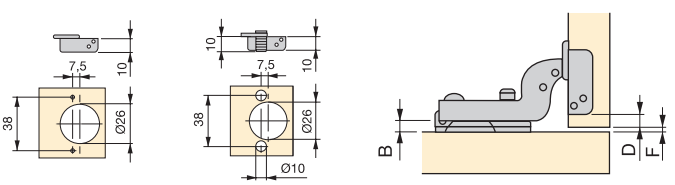

B = F + D - 4

Basetta X12 per vite
Screw-on X12 plate for hinge

Altezza/Height	Finitura/Finishing		Imballaggio/Packaging	Cod.
-2	Nichelato/Nickel plated		500 UN/Unit	1270607
0	Nichelato/Nickel plated		500 UN/Unit	1270707

Acciaio/Steel

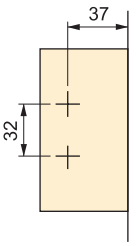

Basetta X12 a pressione
Knock-in X12 plate for hinge

Altezza/Height	Finitura/Finishing		Imballaggio/Packaging	Cod.
-2	Nichelato/Nickel plated		500 UN/Unit	1271007
0	Nichelato/Nickel plated		500 UN/Unit	1271107

Acciaio/Steel

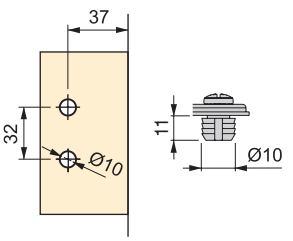

Basetta X12 Euro
Euro screw X12 plate for hinge

Altezza/Height	Finitura/Finishing		Imballaggio/Packaging	Cod.
-2	Nichelato/Nickel plated		500 UN/Unit	1270807
0	Nichelato/Nickel plated		500 UN/Unit	1270907

Acciaio/Steel

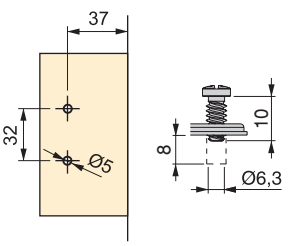

CERNIERA X50CON SCODELLINO Ø35, APERTURA A 105°
105° HINGE X50 WITH Ø35 CUP

Cerniera senza chiusura soft.
Cerniera a scodellino Ø35 con braccio corto.
Spessore dell'anta da 14 a 23 mm.
Regolabile tridimensionalmente.
Gamma di foratura dello scodellino D = 3 ~ 8 mm.
Con chiusura "Two Way": dispone di molla solo nella chiusura della porta.

Hinge without soft close.
Ø35 cup hinge with short arm.
Door thickness from 14 to 23 mm.
Three-dimensionally adjustable.
Cup drilling range D = 3 ~ 8 mm.
With "Two Way" locking, only the door lock is spring-loaded.

Collo dritto X50
Full overlay hinge X50

Descrizioni/Description	Finitura/Finishing	Imballaggio/Packaging	Cod.
Per vite/Screw-on	Nichelato/Nickel plated	500 UN/Unit	1280007

Acciaio/Steel

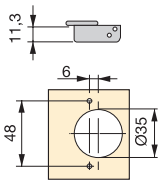

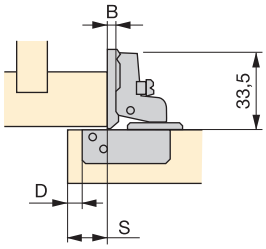

B = 12 + D - S

Basetta X50 per vite
Screw-on X50 plate for hinge

Altezza/Height	Finitura/Finishing	Imballaggio/Packaging	Cod.
3	Nichelato/Nickel plated	500 UN/Unit	1280107

Acciaio/Steel

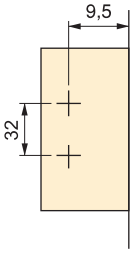

Piastra braccio acciaio per porte con cerniera
Cover plate steel for hinged doors

Finitura/Finishing	Imballaggio/Packaging	Cod.
Nichelato/Nickel plated	400 UN/Unit	1044807
Titanio/Titanium	1000 UN/Unit	1044852

Acciaio/Steel

- Utilizzabile con le cerniere: X91/X91N, X91R, X92/X92N e X95
- Valid for Hinges: X91/X91N, X91R, X92/X92N and X95

Piastra per scodellino per porte con cerniera
Cover plate steel for hinged doors

Finitura/Finishing	Imballaggio/Packaging	Cod.
Nichelato/Nickel plated	400 UN/Unit	1044907
Titanio/Titanium	1000 UN/Unit	1044952

Acciaio/Steel

- Utilizzabile con le cerniere: X91/X91N, X91R, X92/X92N e X95
- Valid for Hinges: X91/X91N, X91R, X92/X92N and X95

Copri cerniera in plastica
Plastic hinge cover

Finitura/Finishing	Imballaggio/Packaging	Cod.
Verniciato nichel opaco/Matt nickel painted	200 UN/Unit	1047624
Titaneo/Titanium	200 UN/Unit	1047638

Tecnoplastica/Plastic



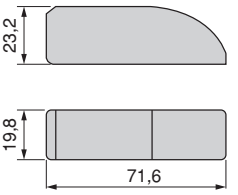

Cuneo 35° per porte con cerniere
35° wedge for hinged doors

Imballaggio/Packaging	Cod.
100 UN/Unit	1165120

Tecnoplastica/Plastic

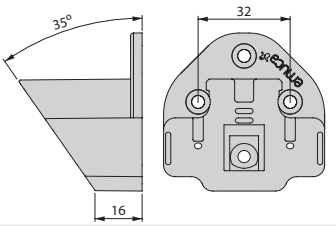

Viti TGS
Raised-head screw

D	Diametro/Diametre	L	Finitura/Finishing	Imballaggio/Packaging	Cod.
7,9	4	15	Nichelato/Nickel plated	1000 UN/Unit	5000907
6,5	3,5	16	Nichelato/Nickel plated	2000 UN/Unit	5000807

Acciaio/Steel

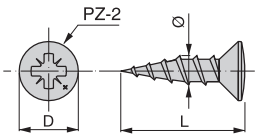

Macchina Tecnotool Hinge (Forainseritrice per cerniere o basette)
Machine:Tecnotool Hinge (Drilling and fitting of hinges and plates)

Imballaggio/Packaging	Cod.
1 UN/Unit	1908620

Vari/Various

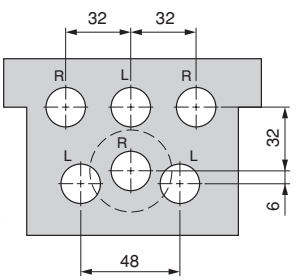

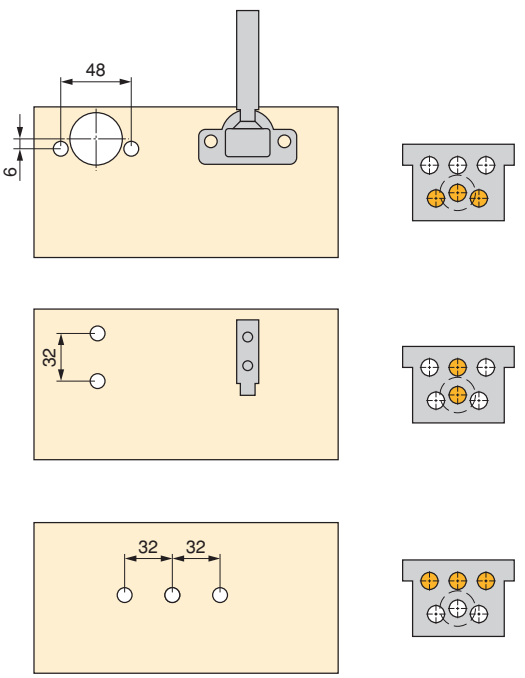

Facilita il corretto montaggio delle cerniere e delle basette con innesto a baionetta o clip.
Completa di fresa Ø35 per il foro della cerniera e Ø10 per le bussole laterali.
Testata porta-fresa per cerniere tipo 48/6 e basette da 32 mm.
Facile utilizzo e regolazione della testata.
Tensione di lavoro 220-240 / 380-440 V. Frequenza 50-60 Hz e potenza motore 0,75 Kw.
Pressione di lavoro 6 – 7 bar.
Dimensioni piano di lavoro 800 x 550 mm.
Sicurezza anti intrappolamento per totale protezione dell'operatore normativa CE.

Quick, easy and accurate positioning and drilling for bayonet and clip hinges and accessories.
Includes Ø35 bits for drilling hinges and Ø10 bits for shanks.
Door header for 48/6 type hinges and 32 mm accessories.
Easy to use and adjust stops.
Torque 220-240 / 380-440 V. Frequency 50-60 Hz and a 0,75 Kw.
Working pressure 6 – 7 bar.
Work table dimensions 800 x 550 mm.
Anti-entrapment safety mechanism provides complete operator protection and meets standards CE.

Cerniera angolare per porte interne
Hinges for edge interior door

Finitura/Finishing	Imballaggio/Packaging	Cod.
Cromato lucido/Chrome plated	100 UN/Unit	1205011
Cromo opaco/Matt chrome plated	100 UN/Unit	1205064

Zama/Zamak

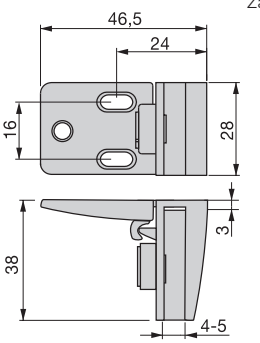

- Per ciascuna scatola:
- 50 pezzi destri.
- 50 pezzi sinistri.

- Each box contains:
- 50 right-hand units.
- 50 left-hand units.

Cerniera angolare per porte interne centrale
Hinges for central interior door

Finitura/Finishing	Imballaggio/Packaging	Cod.
Cromato lucido/Chrome plated	100 UN/Unit	1205111
Cromo opaco/Matt chrome plated	100 UN/Unit	1205164

Zama/Zamak

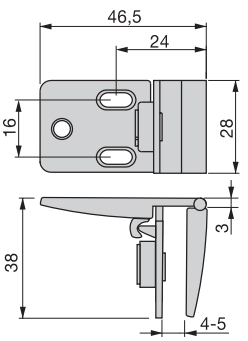

- Per ciascuna scatola:
- 50 pezzi destri.
- 50 pezzi sinistri.

- Each box contains:
- 50 right-hand units.
- 50 left-hand units.

Cerniera in metallo con bussola per porte interne
Hinges for twin metal interior door

Finitura/Finishing	Imballaggio/Packaging	Cod.
Verniciato alluminio/Silver painted	200 UN/Unit	1242725

Acciaio/Steel

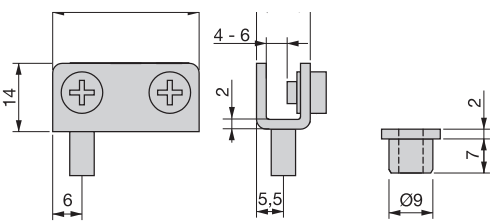

Per ciascuna scatola:
100 pezzi destri.
100 pezzi sinistri.
200 bussole.

Each box contains:
100 right-hand units.
100 left-hand units.
200 nuts.

Cerniera per anta ribalta
Concealed flap hinge

Finitura/Finishing	Imballaggio/Packaging	Cod.
Nichelato/Nickel plated	25 UN/Unit	1000107

Zama/Zamak

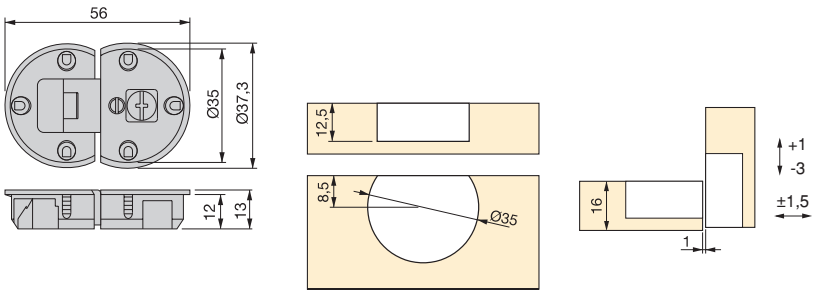

- Altezza regolabile +1 mm e -3 mm, profondità ±1,5 mm.

- Height adjustable +1 mm and -3 mm, depth ±1.5 mm.

Cerniera Ankor GT-B
Ankor GT-B hinge

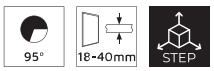

Finitura/Finishing	Imballaggio/Packaging	Cod.
Nichelato/Nickel plated	20 UN/Unit	1010707

Zama/Zamak

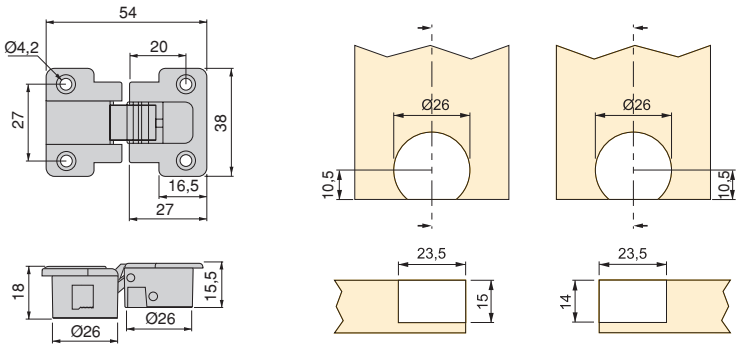

- Regolazione tridimensionale 2 mm.

- Three-dimensional adjustment of 2 mm.

Copertura cerniera Ankor GT-B
Ankor GT-B cover

Finitura/Finishing	Imballaggio/Packaging	Cod.
Bianca/White	20 UN/Unit	1010815
Nera/Black	20 UN/Unit	1010817
Grigia/Grey	20 UN/Unit	1010821

Tecnoplastica/Plastic

CHIUSURE E SERRATURE
LATCHES AND LOCKS

emuca

Chiusure e serrature

193 Chiusure automatiche
198 Chiusure ammortizzate
199 Altre chiusure

Latches and locks

193 Automatics latches
198 Bumpers
199 Other latches

Push Lite con posizionatore di montaggio.

Push Lite with mounting positioner.

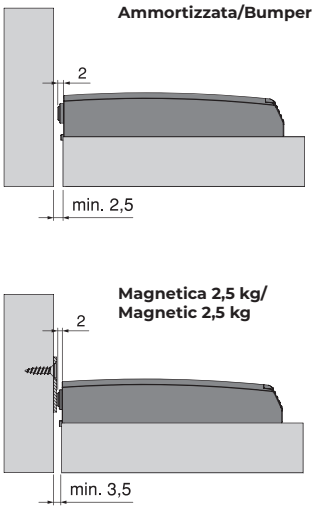

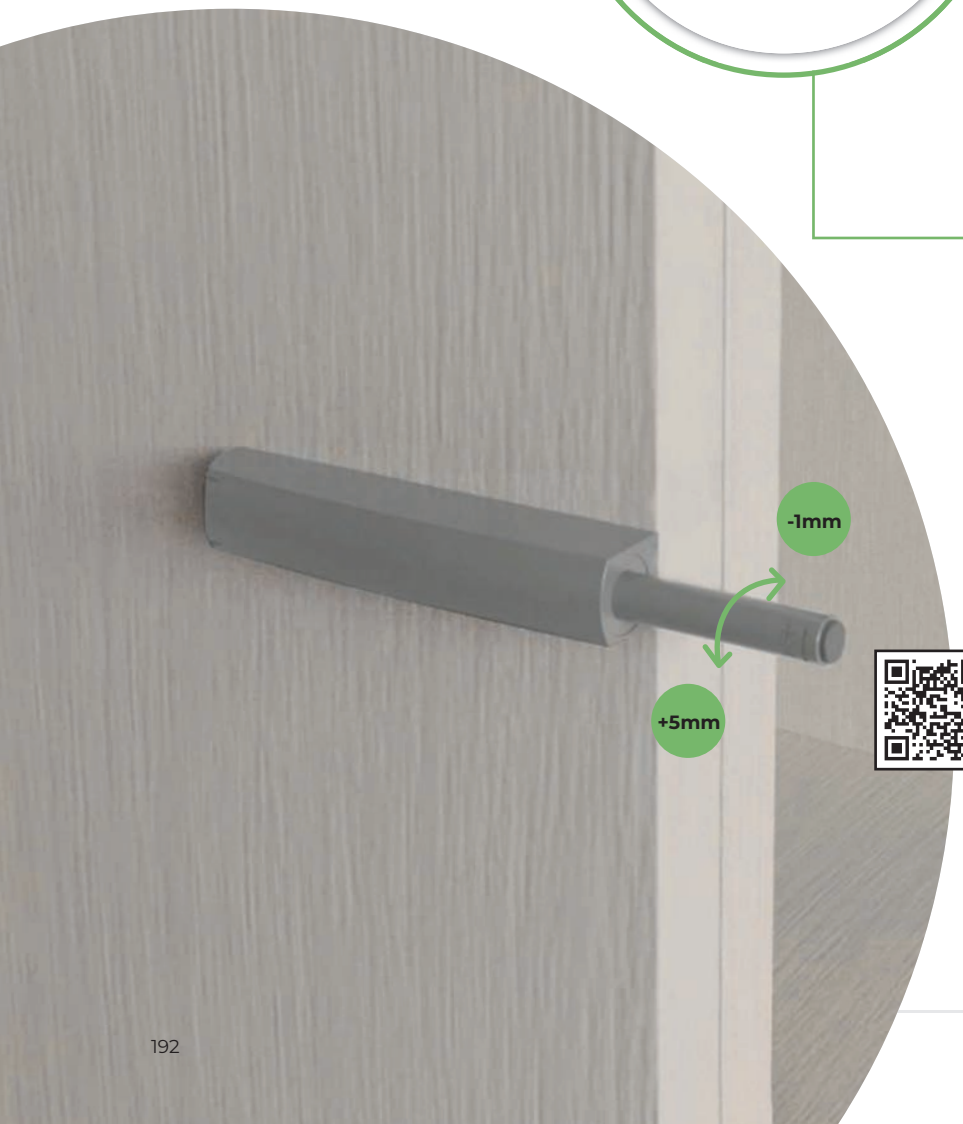

PUSH LITE

Chiusure per l'apertura delle ante tramite pressione, senza necessità di maniglie. Regolazione in profondità da -1 mm a +5 mm.

Latches for opening doors by pressing, without the need for a handle. Depth adjustment from -1 mm to +5 mm.

Chiudiporta Push Lite da avvitare nel mobile con regolazione, 80 mm e posizionatore di montaggio
Push Lite door closer for screw-on furniture with adjustment, 80 mm and mounting positioner

Descrizioni/Description	Finitura/Finishing	Imballaggio/Packaging	Cod.
Ammortizzata/Bumper	Grigia/Grey	50 UN/Unit	1900621
Magnetica 2,5 kg/Magnetic 2,5 kg	Grigia/Grey	50 UN/Unit	1900721
Ammortizzata/Bumper	Grigio antracite/Anthracite grey	50 UN/Unit	1900623
Magnetica 2,5 kg/Magnetic 2,5 kg	Grigio antracite/Anthracite grey	50 UN/Unit	1900723

Tecnoplastica/Plastic



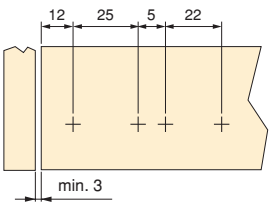

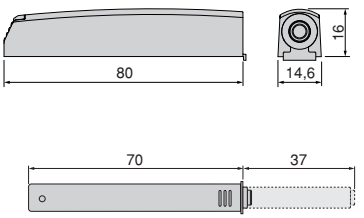

Chiudiporta Push Lite da avvitare nel mobile con regolazione, 80 mm
Push Lite door closer to be screwed to the cabinet with adjustment, 80 mm

Descrizioni/Description	Finitura/Finishing	Imballaggio/Packaging	N° pezzi/N° pieces	Cod.
Ammortizzata/Bumper	Bianca/White	50 UN/Unit	-	1900215
Magnetica 2,5 kg/Magnetic 2,5 kg	Bianca/White	50 UN/Unit	-	1900315
Ammortizzata/Bumper	Grigio antracite/Anthracite grey	50 UN/Unit	-	1900223
Magnetica 2,5 kg/Magnetic 2,5 kg	Grigio antracite/Anthracite grey	50 UN/Unit	-	1900323
Ammortizzata/Bumper	Grigia/Grey	50 UN/Unit	-	1900221
Magnetica 2,5 kg/Magnetic 2,5 kg	Grigia/Grey	50 UN/Unit	-	1900321
Ammortizzata/Bumper	Grigia/Grey	1 LOTTO/LOT	10 unità/10 units	1900421

Tecnoplastica/Plastic

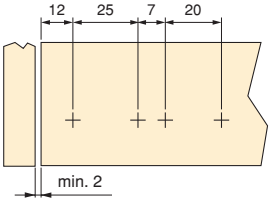

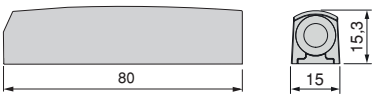

Chiudiporta Push Lite ad incasso nel mobile con regolazione, 70 mm
Push Lite door closer to be recessed to the cabinet with adjustment, 70 mm

Descrizioni/Description	Finitura/Finishing	Imballaggio/Packaging	Cod.
Ammortizzata/Bumper	Bianca/White	50 UN/Unit	1900015
Magnetica 2,5 kg/Magnetic 2,5 kg	Bianca/White	50 UN/Unit	1900115
Ammortizzata/Bumper	Grigio antracite/Anthracite grey	50 UN/Unit	1900023
Magnetica 2,5 kg/Magnetic 2,5 kg	Grigio antracite/Anthracite grey	50 UN/Unit	1900123
Ammortizzata/Bumper	Grigia/Grey	50 UN/Unit	1900021
Magnetica 2,5 kg/Magnetic 2,5 kg	Grigia/Grey	50 UN/Unit	1900121

Tecnoplastica/Plastic



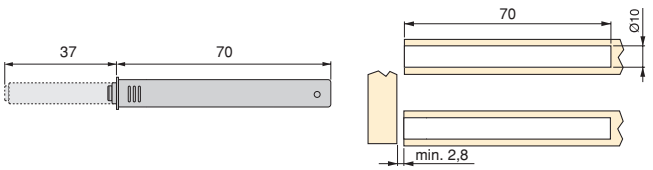

Chiusura Push Latch da incasso, 76,5 mm
Closure Push Latch to be recessed to the cabinet, 76,5 mm

Descrizioni/Description	Finitura/Finishing	Imballaggio/Packaging	Cod.
Ammortizzata/Bumper	Grigia/Grey	100 UN/Unit	2034021
Magnetica 0,7 kg/Magnetic 0,7 kg	Grigia/Grey	100 UN/Unit	2034121

Tecnoplastica/Plastic

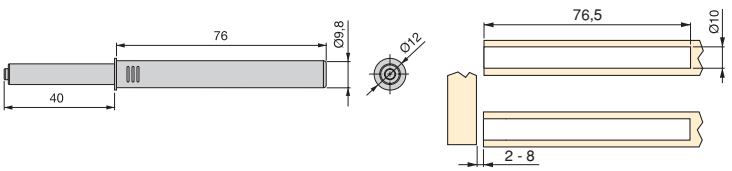

Chiusura Push Latch regolabile ad incasso, 80 mm
Push Latch door closer to be recessed to the cabinet with adjustment, 80 mm

Descrizioni/Description	Finitura/Finishing	Imballaggio/Packaging	Cod.
Ammortizzata/Bumper	Grigia/Grey	100 UN/Unit	1908321
Magnetica 1,2 kg/Magnetic 1,2 kg	Grigia/Grey	100 UN/Unit	1908421
Ammortizzata/Bumper	Grigio antracite/Anthracite grey	100 UN/Unit	1908323
Magnetica 1,2 kg/Magnetic 1,2 kg	Grigio antracite/Anthracite grey	100 UN/Unit	1908423

Tecnoplastica/Plastic

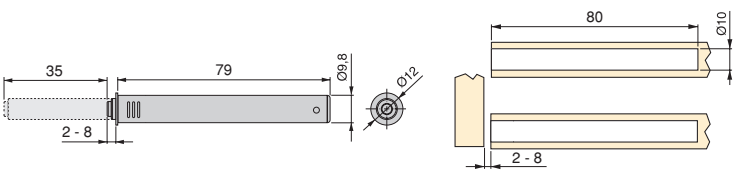

Chiusura Push Latch regolabile ad incasso, 50 mm
Push Latch door closer to be recessed to the cabinet with adjustment, 50 mm

Descrizioni/Description	Finitura/Finishing	Imballaggio/Packaging	Cod.
Ammortizzata/Bumper	Grigia/Grey	100 UN/Unit	2001921
Magnetica 1,2 kg/Magnetic 1,2 kg	Grigia/Grey	100 UN/Unit	2002021

Tecnoplastica/Plastic

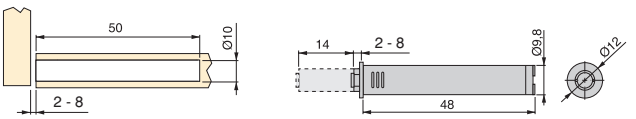

Supporto e tappo per vite Push Latch, 76,5 e 80 mm
Support and cover to be screwed for Push Latch, 76,5 and 80 mm

Finitura/Finishing	Imballaggio/Packaging	Cod.
Grigia/Grey	100 UN/Unit	2005121
Grigio antracite/Anthracite grey	100 UN/Unit	2005123

Tecnoplastica/Plastic

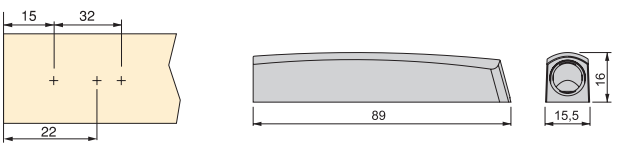

Supporto e tappo per vite Push Latch, 50 mm
Support and cover to be screwed for Push Latch, 50 mm

Finitura/Finishing	Imballaggio/Packaging	Cod.
Grigia/Grey	100 UN/Unit	2005021

Tecnoplastica/Plastic

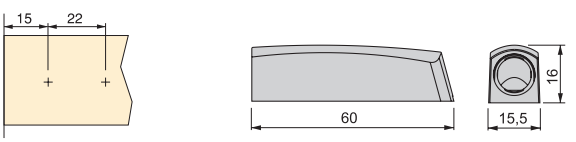

Chiusura Push Latch per vite, 40,5 mm
Push Latch door closer to be screwed to the cabinet, 40,5 mm

Descrizioni/Description	Finitura/Finishing	Imballaggio/Packaging	Cod.
Ammortizzata/Bumper	Grigia/Grey	100 UN/Unit	2032921
Magnetica 3,5 kg/Magnetic 3,5 kg	Grigia/Grey	100 UN/Unit	2033121

Tecnoplastica/Plastic

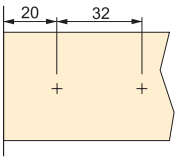

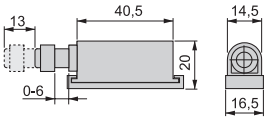

Chiusura Push Latch per vite, 62 mm
Push Latch door closer to be screwed to the cabinet, 62 mm

Descrizioni/Description	Finitura/Finishing	Imballaggio/Packaging	Cod.
Ammortizzata/Bumper	Nera/Black	50 UN/Unit	2033817
Magnetica 3,5 kg/Magnetic 3,5 kg	Nera/Black	50 UN/Unit	2033917
Ammortizzata/Bumper	Grigia/Grey	50 UN/Unit	2033821
Magnetica 3,5 kg/Magnetic 3,5 kg	Grigia/Grey	50 UN/Unit	2033921

Tecnoplastica/Plastic

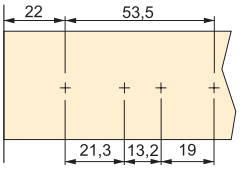

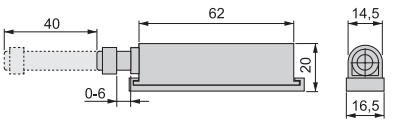

Serratura per porta Push Latch da avvitare al mobile in fi nitura nera.

Push Latch door lock for screwing onto furniture in black fi nish.

Piastra ovale per chiusura magnetica
Oval plate for surface for magnetic closure

Finitura/Finishing	Imballaggio/Packaging	Cod.
Zincato bianco/Zinc plated	400 UN/Unit	2030905

Acciaio/Steel

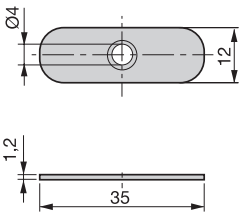

Piastra quadrata per chiusura magnetica
Square plate for surface for magnetic closure

STEP

Finitura/Finishing	Imballaggio/Packaging	Cod.
Nichelato/Nickel plated	1000 UN/Unit	1050007

Acciaio/Steel

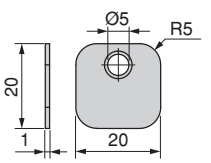

Chiusura magnetica in appoggio
Magnetic closure screw-on magnetic latch

Forza/Force	Finitura/Finishing	Imballaggio/Packaging	Cod.
3,2 Kg	Bianca/White	100 UN/Unit	2030515

Acciaio, Tecnoplastica/Plastic, Steel

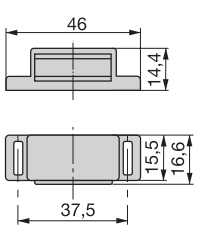

Pistone per porta a battente Minidamp 2
Minidamp 2 Shock absorber pistons for hinged door

Finitura/Finishing	Imballaggio/Packaging	N° pezzi/N° pieces	Cod.
Grigia/Grey	100 UN/Unit	-	1265721
Grigia/Grey	1 LOTTO/LOT	10 unità/10 units	1275021

Tecnoplastica/Plastic

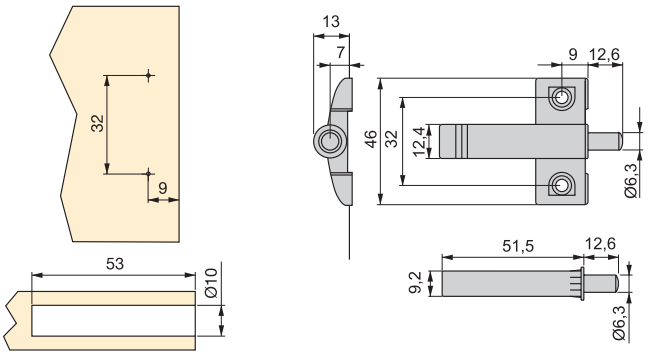

Pistone ammortizzatore per ante Mildy
Mildy shock absorber piston for hinged doors

Finitura/Finishing	Imballaggio/Packaging	N° pezzi/N° pieces	Cod.
Verniciato nichel opaco/Matt nickel painted	200 UN/Unit	-	1260924
Verniciato nichel opaco/Matt nickel painted	1 LOTTO/LOT	10 unità/10 units	1275924

Tecnoplastica/Plastic

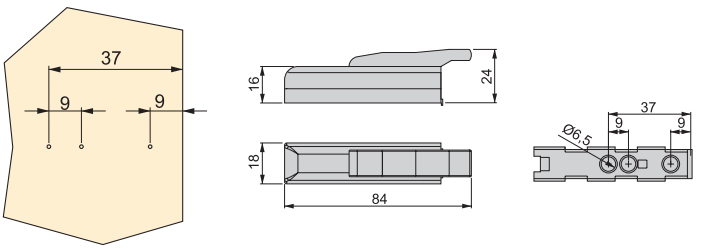

Chiusura magnetica di sicurezza per mobile Revalock
Revalock magnetic safety lock for furniture

Imballaggio/Packaging	Cod.
6 KIT	8932920

Tecnoplastica/Plastic

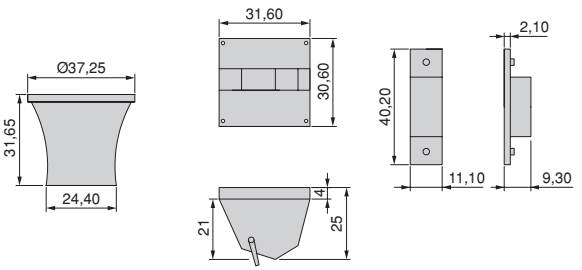

Searratura di sicurezza per bambini Revalock
Revalock contemporary child safety lock

Finitura/Finishing	Imballaggio/Packaging	Cod.
Bianca/White	25 KIT	8930715

Tecnoplastica/Plastic

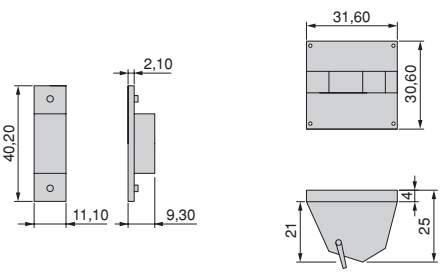

Serratura con Chiave Revalock
Lock with Revalock key

Finitura/Finishing	Imballaggio/Packaging	Cod.
Bianca/White	25 UN/Unit	8930815

Tecnoplastica/Plastic

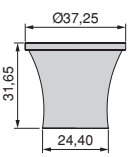

Serratura per cassetto
Cylinder lock for drawer

Finitura/Finishing	Imballaggio/Packaging	Cod.
Cromato lucido/Chrome plated	20 KIT	2031211

Zama/Zamak

Perni unione per tavoli
Table pivot

Diametro/Diametre	L	Finitura/Finishing	Imballaggio/Packaging	Cod.
8	10.5	Troppicalizzato/Zinc dichromate	100 UN/Unit	4006006

Acciaio/Steel

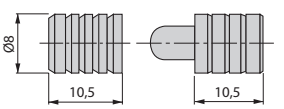

Chiusura a cricchetto Fast Latch per mobile
Fast Latch lock for furniture

Finitura/Finishing	Imballaggio/Packaging	Cod.
Bianca/White	50 UN/Unit	9007515

Acciaio, Tecnoplastica/Plastic, Steel

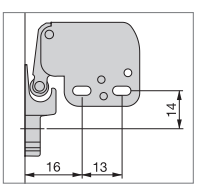

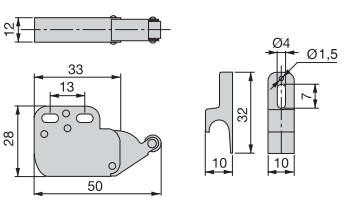

Serratura Tip Latch
Tip Latch lock

Finitura/Finishing	Imballaggio/Packaging	Cod.
Zincato bianco/Zinc plated	50 UN/Unit	9109005

Acciaio, Tecnoplastica/Plastic, Steel

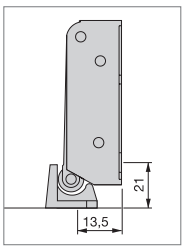

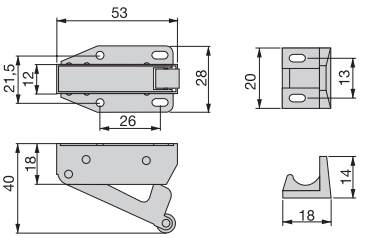

Serratura Silenzioso
Silent lock

Finitura/Finishing	Imballaggio/Packaging	Cod.
Zincato bianco/Zinc plated	100 UN/Unit	9284405

Acciaio, Tecnoplastica/Plastic, Steel

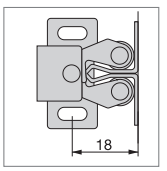

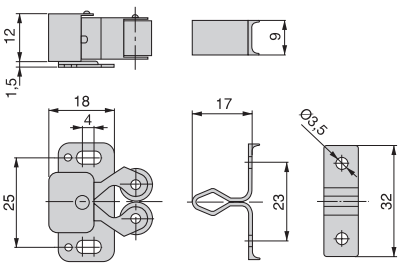

Chiusura a leva per mobile
Fastener lever locks for furniture

Finitura/Finishing	Imballaggio/Packaging	Cod.
Zincato bianco/Zinc plated	200 UN/Unit	2030005

Acciaio/Steel

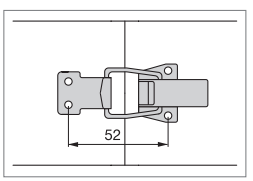

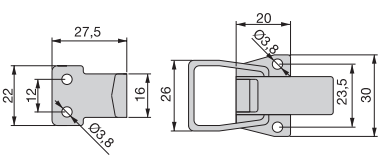

BRACCETTI
BRACKETS

Braccetti

202 Meccanismi e agganci
209 Braccetti e agganci
219 Ammortizzatori e agganci
226 Meccanismi di sollevamento

Brackets

202 Springs and catchs
209 Stays and latches
219 Springs and latches
226 Lift-up mechanisms

Sistema di Braccetti Altius One è una soluzione funzionale per ante elevabili.
Questo sistema è ideale per moduli con profondità ridotta e si adatta a diverse dimensioni e pesi delle ante. In combinazione con le cerniere soft di Emuca si ottiene una chiusura morbida e senza urti.

Catch system Altius One is a functional solution for lift-up doors. This system is ideal for modules with limited depth and can be adjusted to different door sizes and weights. In combination with Emuca's soft hinges, it ensures soft closing without banging.

ALTIUS ONE

Regolazione precisa e delicata della forza
Può essere calibrato con precisione in base al peso della parte anteriore, consentendo alla porta di rimanere in qualsiasi posizione.

Precise and fine force adjustment
Can be calibrated precisely according to the weight of the front, allowing the door to remain in any position.

Nichelato/Nickel plated

Titanio/Titanium

Braccetto per ante elevabile Altius One
Spring for lift-up door Altius One

mm 240-600 | mm max. 2.400 | 16-24mm | STEP

Descrizioni/Description	Forza/Force	Finitura/Finishing	Imballaggio/Packaging	Cod.
Low (L)/Low (L)	576 - 959	Nichelato/Nickel plated	1 UN/Unit	1214507
Medium (M)/Medium (M)	940 - 1710	Nichelato/Nickel plated	1 UN/Unit	1214607
High (H)/High (H)	1440 - 2200	Nichelato/Nickel plated	1 UN/Unit	1214707
Low (L)/Low (L)	576 - 959	Titanio/Titanium	1 UN/Unit	1214552
Medium (M)/Medium (M)	940 - 1710	Titanio/Titanium	1 UN/Unit	1214652
High (H)/High (H)	1440 - 2200	Titanio/Titanium	1 UN/Unit	1214752

Acciaio/Steel

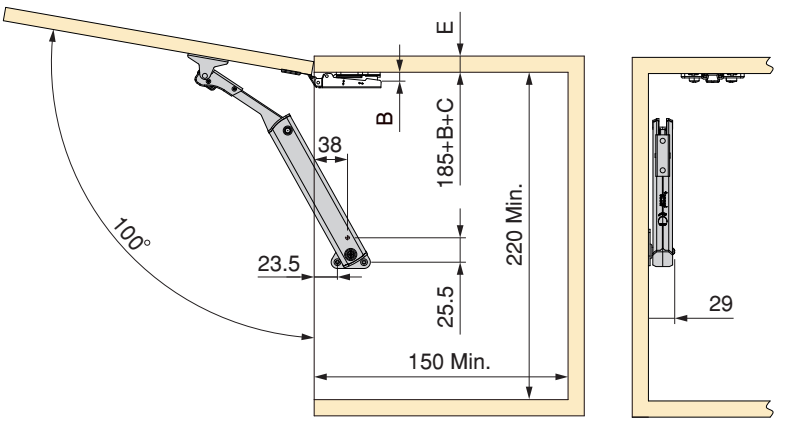

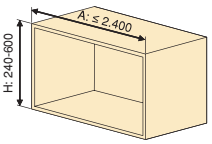

B	0mm	2mm	4mm
	C=0mm	C=9.5mm	C=18mm

MODEL 1x	H \ A	300	400	500	600	700	800	900	1000	1100	1200	1400	1600	1800	2000	2200	2400
	240					L	L	L	L	L	L	M	M	M	M	H	H
	300			L	L	L	M	M	M	M	M	H	H				
	350		L	L	M	M	M	M	H	H	H						
	400	L	L	M	M	M	H	H	H								
	450	L	M	M	H	H											
	500	M	M	H	H												
	550	M	H	H													
	600	M	H														

MODEL 2x	H \ A	300	400	500	600	700	800	900	1000	1100	1200	1400	1600	1800	2000	2200	2400
	240												Lx2	Lx2	Lx2	Lx2	Lx2
	300								Lx2	Lx2	Lx2	Lx2	Mx2	Mx2	Mx2	Mx2	Mx2
	350					Lx2	Lx2	Lx2	Lx2	Lx2	Mx2	Mx2	Mx2	Mx2	Hx2	Hx2	Hx2
	400				Lx2	Lx2	Lx2	Mx2	Mx2	Mx2	Mx2	Mx2	Hx2	Hx2	Hx2		
	450			Lx2	Lx2	Mx2	Mx2	Mx2	Mx2	Mx2	Hx2	Hx2					
	500		Lx2	Lx2	Mx2	Mx2	Mx2	Mx2	Hx2	Hx2	Hx2						
	550	Lx2	Lx2	Mx2	Mx2	Mx2	Hx2	Hx2									
	600	Lx2	Mx2	Mx2	Mx2	Hx2	Hx2										

COMPÁS/COMPASSO ALTIUS LIFT

INFORMAZIONI / INFORMATION

Sistema di Braccetti per ante elevabili che offre un movimento morbido e preciso senza bisogno di cerniere.
Incorpora chiusura soft con regolazione, regolazione della forza del meccanismo e regolazione tridimensionale dell'anta per un posizionamento ottimale.

Catch system for lift-up doors offering smooth, precise movement without the need for hinges. Includes soft closing with adjustment, mechanism force adjustment and three-dimensional door adjustment for optimum positioning.

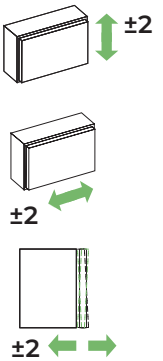



ALTIUS LIFT

Regolazione dell'angolo di apertura.

Adjusting the opening angle.

slow

16-22mm

mm
250-800

Braccetto per ante a ribalta verso l'alto Altius Lift
Spring for lift-up door Altius Lift

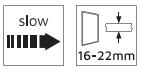

Descrizioni/Description	Forza/Force	Finitura/Finishing	Imballaggio/Packaging	Cod.
Low	560 - 1.800	Bianca/White	1 SET/Pair	1214815
Medium	1.100 - 2.900	Bianca/White	1 SET/Pair	1214915
High	1.840 - 5.200	Bianca/White	1 SET/Pair	1215015
Extra High	4.000 - 9.000	Bianca/White	1 SET/Pair	1215115
Low	560 - 1.800	Grigio antracite/Anthracite grey	1 SET/Pair	1214823
Medium	1.100 - 2.900	Grigio antracite/Anthracite grey	1 SET/Pair	1214923
High	1.840 - 5.200	Grigio antracite/Anthracite grey	1 SET/Pair	1215023
Extra High	4.000 - 9.000	Grigio antracite/Anthracite grey	1 SET/Pair	1215123

Acciaio, Tecnoplastica/Plastic, Steel

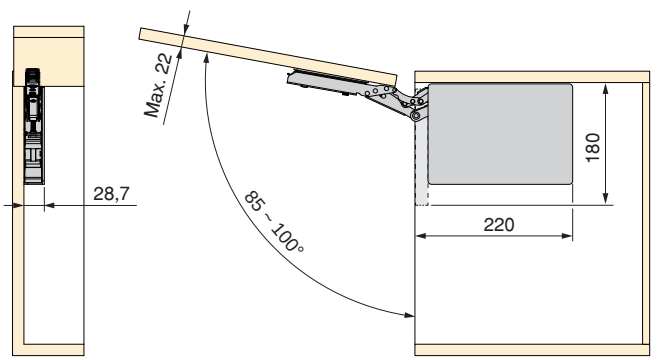

Include clip di sicurezza per evitare incidenti.

Includes safety clips to prevent accidents.

Regolazione della chiusura soft
Soft-close adjustment

Regolazione della forza
Force adjustment

Bianca/White

Grigio antracite/Anthracite grey

Set di braccetti per porte sollevabili Unico
Pair of lift-up door mechanism Unico

slow STEP

Descrizioni/Description	Finitura/Finishing	Imballaggio/Packaging	Cod.
Low	Zincato nero/Black zinc plated	1 SET/Pair	1028809
Medium	Zincato nero/Black zinc plated	1 SET/Pair	1028909
High	Zincato nero/Black zinc plated	1 SET/Pair	1029009

Acciaio, Zama/Steel, Zamak

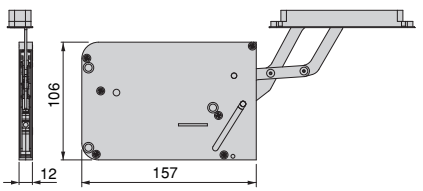

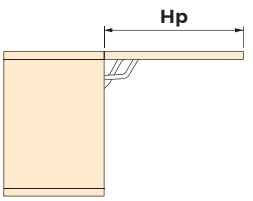

Hp	LOW	MEDIUM	HIGH
180 - 230	2,0 - 5,0	5,1 - 7,5	-
231 - 270	1,5 - 4,5	4,6 - 7,2	-
271 - 330	1,5 - 4,0	4,1 - 7,0	7,1 - 9,0
331 - 380	1,5 - 3,8	3,9 - 6,5	6,6 - 8,0
381 - 430	2,0 - 3,0	3,1 - 6,0	6,1 - 7,0
431 - 480	-	2,5 - 5,5	5,6 - 6,8

Set di braccetti per porte a battente Unico
Pair folding door mechanism Unico

slow STEP

Descrizioni/Description	Finitura/Finishing	Imballaggio/Packaging	Cod.
Low	Zincato nero/Black zinc plated	1 SET/Pair	1028209
Medium	Zincato nero/Black zinc plated	1 SET/Pair	1028309
High	Zincato nero/Black zinc plated	1 SET/Pair	1028409
Extra High	Zincato nero/Black zinc plated	1 SET/Pair	1028509

Acciaio, Zama/Steel, Zamak

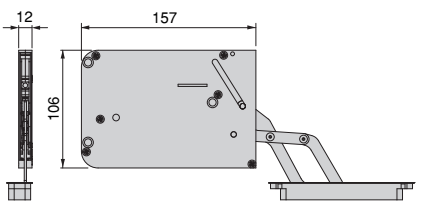

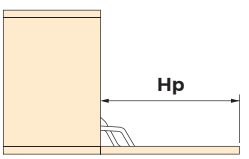

Hp	LOW	MEDIUM	HIGH	EXTRA HIGH
180 - 230	3,0 - 4,7	4,8 - 6,7	6,8 - 8,5	-
230 - 270	2,5 - 3,7	3,8 - 5,5	5,6 - 7,5	7,6 - 10,0
270 - 330	2,0 - 3,4	3,5 - 4,9	5,0 - 6,4	6,5 - 9,4
330 - 380	2,0 - 2,8	2,9 - 4,2	4,3 - 5,5	5,6 - 7,6
380 - 430	-	2,5 - 3,6	3,7 - 4,7	4,8 - 6,9
430 - 480	-	2,0 - 2,9	3,0 - 4,0	4,1 - 6,0

Kit coperture Unico per montaggio a incasso
Kit of trim covers Unico for recessed mounting

Finitura/Finishing	Imballaggio/Packaging	Cod.
Bianca/White	1 KIT	1028715
Nera/Black	1 KIT	1028717

Tecnoplastica/Plastic

Kit coperture Unico per montaggio a superficie
Kit of trim covers Unico for surface mounting

Finitura/Finishing	Imballaggio/Packaging	Cod.
Bianca/White	1 KIT	1028615
Nera/Black	1 KIT	1028617

Tecnoplastica/Plastic



emuca

UNICO

emuca

SLIMWINCH

Mecwcanismo per porte a libro mediante cavo d'acciaio. Può essere montato in superficie o incassato nel fianco del modulo, integrandolo e riducendone l'impatto visivo.
Dispone inoltre di un sistema di apertura ammortizzata, di assistenza alla chiusura e di regolazione della lunghezza del cavo e della forza della molla.

Steel cable folding door mechanism.
It can be surface mounted or recessed into the side of the module, integrating it and reducing its visual impact. It also features a damped opening system, closing assistance and adjustment of the cable length and spring force.



Meccanismo di porta a cerniera Slimwinch
Mechanism for swing doors Slimwinch

slow STEP

Forza/Force	Finitura/Finishing	Imballaggio/Packaging	Cod.
4 kg	Nera/Black	10 UN/Unit	1027417
6 kg	Nera/Black	10 UN/Unit	1027517
10 kg	Nera/Black	10 UN/Unit	1027617
14 kg	Nera/Black	10 UN/Unit	1027717

Tecnoplastica/Plastic

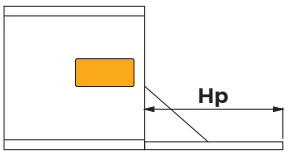

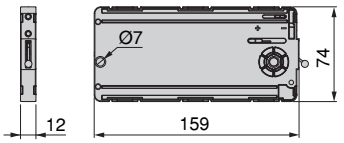

Hp	4 kg		6 kg		10 kg		14 kg	
	x 1	x 2	x 1	x 2	x 1	x 2	x 1	x 2
200 - 230	2,6 - 3,4	5,2 - 6,8	3,4 - 4,4	6,2 - 8,4	4,5 - 6,2	8,4 - 11,6	5,5 - 7,4	11,6 - 14,8
230 - 270	2,2 - 2,8	4,8 - 6	2,8 - 3,9	5,6 - 7,3	4 - 5,4	7,6 - 10,7	5,3 - 7,4	9,9 - 12,4
270 - 330	2,3 - 2,7	4,1 - 5,3	2,7 - 3,3	4,7 - 6,1	3,4 - 5,2	6,2 - 8,7	4,7 - 6,1	8,4 - 11
330 - 380	-	3,6 - 4,2	2,3 - 2,7	4 - 5,4	3 - 4,6	5,6 - 7,8	4 - 5,6	7,8 - 10,4
380 - 430	-	3,5 - 4,4	2,4 - 2,9	4,2 - 5,6	3,1 - 4,1	5,7 - 7,3	4,1 - 4,9	7,9 - 10,3
430 - 460	-	3 - 3,8	2 - 2,5	3,6 - 5,1	2,5 - 3,4	5,1 - 7,2	3,9 - 5,2	7,2 - 8,7
460 - 480	-	3,3 - 3,9	1,8 - 2,6	3,9 - 4,9	2,7 - 3,2	5 - 7,1	3,6 - 4,4	7 - 8,6
480	-	3,1 - 3,8	1,8 - 2,6	3,7 - 4,9	2,6 - 3,2	4,9 - 7,1	3,7 - 4,5	6,4 - 8,7

Kit coperture e accessori Slimwinch per montaggio ad incasso
Kit of trim covers and accessories Slimwinch for recessed mounting

Finitura/Finishing	Imballaggio/Packaging	Cod.
Bianca/White	10 KIT	1027915
Nera/Black	10 KIT	1027917

Tecnoplastica/Plastic

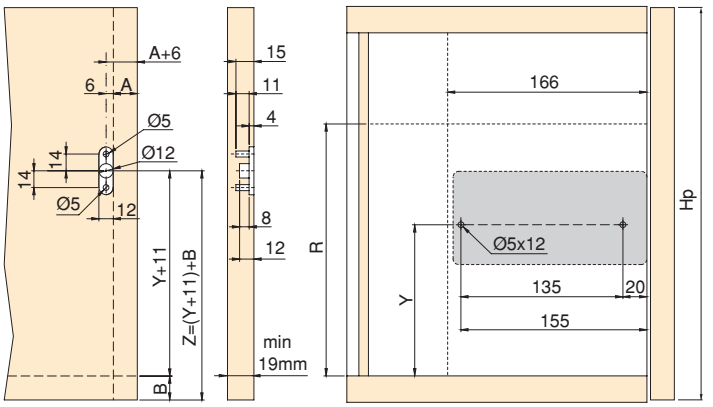

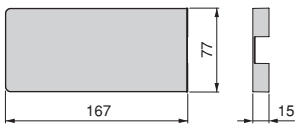

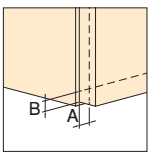

Hp	Y	R
200 - 270	126	176
270 - 430	150	200
430 - 480	160	210

Kit coperture e accessori Slimwinch per montaggio a superficie
Kit of trim covers and accessories Slimwinch for surface mounting

Finitura/Finishing	Imballaggio/Packaging	Cod.
Bianca/White	10 KIT	1027815
Nera/Black	10 KIT	1027817

Tecnoplastica/Plastic



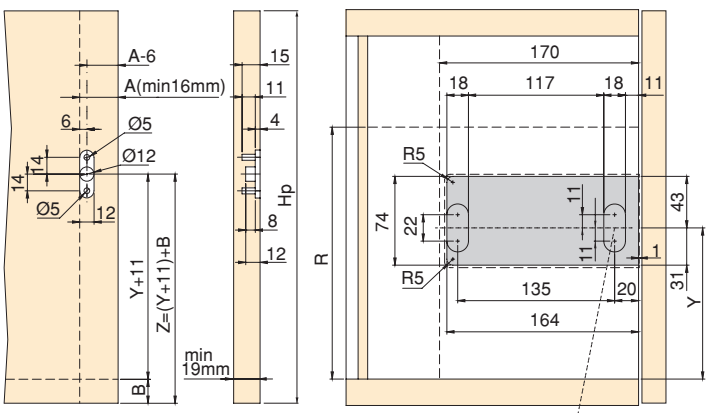

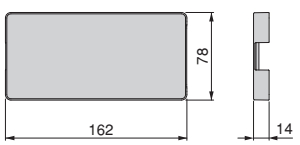

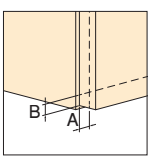

Hp	Y	R
200 - 270	126	176
270 - 430	150	200
430 - 480	160	210

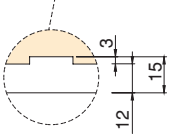

Meccanismo per ante a ribalta Miniwinch
Mechanism for swing doors Miniwinch

slow | max. 16 kg | mm 200-480 | STEP

Forza/Force	Finitura/Finishing	Imballaggio/Packaging	Cod.
4 kg	Grigia/Grey	10 UN/Unit	1009521
6 kg	Grigia/Grey	10 UN/Unit	1009621
10 kg	Grigia/Grey	10 UN/Unit	1009721
14 kg	Grigia/Grey	10 UN/Unit	1009821
16 kg	Grigia/Grey	10 UN/Unit	1009921

Acciaio, Tecnoplastica/Plastic, Steel

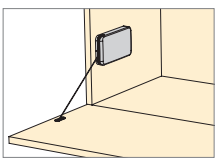

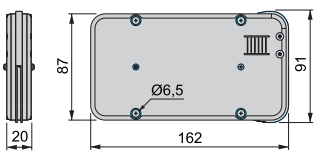

Tappo Miniwinch
Miniwinch cover

Finitura/Finishing	Imballaggio/Packaging	Cod.
Bianca/White	10 UN/Unit	1010015
Nera/Black	10 UN/Unit	1010017
Grigia/Grey	10 UN/Unit	1010021

Tecnoplastica/Plastic

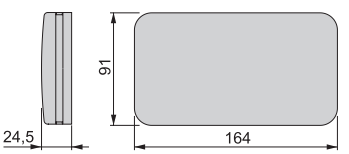

Meccanismo per ante a ribalta Miniwinch con tappo
Mechanism for swing doors Miniwinch with cover

slow | max. 14 kg | mm 200-480

Forza/Force	Finitura/Finishing	Imballaggio/Packaging	Cod.
4 kg	Grigia/Grey	1 KIT	1027021
10 kg	Grigia/Grey	1 KIT	1027221
14 kg	Grigia/Grey	1 KIT	1027321

Acciaio, Tecnoplastica/Plastic, Steel

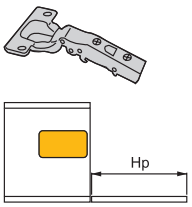

Miniwinch / Hp	4 KG		6 KG		10 KG		14 KG	
	MINIWINCH x1	MINIWINCH x2	MINIWINCH x1	MINIWINCH x2	MINIWINCH x1	MINIWINCH x2	MINIWINCH x1	MINIWINCH x2
200 - 230	2 - 2,8	-	3,5 - 4,8	-	4,3 - 5,8	-	4,9 - 6,9	-
230 - 270	2 - 2,4	3 - 3,6	3,2 - 4	6,8 - 8,5	3,7 - 5,6	6,8 - 9,2	4,4 - 6,2	-
270 -330	1,7 - 2,1	3,2 - 3,8	3,1 - 3,9	5,4 - 7,4	3,8 - 5	7,4 - 9	4 - 5,2	8,6 - 11
330 - 380	-	-	2,6 - 3,6	5 - 7,2	3,3 - 4,9	7,2 - 8,8	3,7 - 5,1	8 - 11,2
380 - 430	-	-	2,8 - 3,7	4,5 - 7	2,9 - 3,9	6,1 - 8,7	3,3 - 4,5	7,5 - 11
430 - 460	-	-	2,2 - 3	4,3 - 6,3	2,9 - 3,7	5,9 - 8,3	3,3 - 4,5	7,5 - 10,5
460 - 480	-	-	2,8 - 3	4,1 - 6,1	2,9 - 3,7	5,5 - 7,5	3,4 - 4,1	7 - 9,5

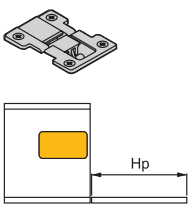

Miniwinch / Hp	4 KG		6 KG		10 KG		14 KG	
	MINIWINCH x1	MINIWINCH x2	MINIWINCH x1	MINIWINCH x2	MINIWINCH x1	MINIWINCH x2	MINIWINCH x1	MINIWINCH x2
200 - 230	2,4 - 2,8	-	4 - 4,8	-	4,2 - 6,2	-	4,8 - 6,8	-
230 - 270	2 - 2,3	3,2 - 4,4	3 - 4,4	6,8 - 8,5	3,6 - 5,2	6,8 - 9,6	4,4 - 6	-
270 -330	1,4 - 2	2,9 - 3,8	2,9 - 3,8	5,6 - 7,8	3 - 4,6	6,4 - 8,8	3,6 - 5,2	7 - 10,2
330 - 380	-	-	2,7 - 3,7	5 - 7	3,2 - 4,3	6,5 - 8,5	3,7 - 4,9	6,9 - 10,1
380 - 430	-	-	2,9 - 3,6	4,5 - 6,1	3,1 - 3,9	5,7 - 7,3	3,7 - 4,5	6,9 - 8
430 - 460	-	-	2,7 - 3,1	4,3 - 6,1	2,7 - 3,9	5,9 - 8,3	3,7 - 4,7	7,1 - 9,5
460 - 480	-	-	2,5 - 2,9	4,1 - 5,7	2,8 - 3,8	5,3 - 7,7	3,6 - 4,4	6,8 - 8,9

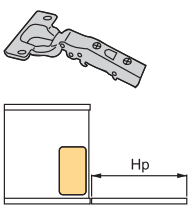

Miniwinch / Hp	4 KG		6 KG		10 KG		14 KG	
	MINIWINCH x1	MINIWINCH x2	MINIWINCH x1	MINIWINCH x2	MINIWINCH x1	MINIWINCH x2	MINIWINCH x1	MINIWINCH x2
200 - 230	2,6 - 3,1	-	4,4 - 5,5	-	6,3 - 8,5	-	7,5 - 9,3	-
230 - 270	2,1 - 2,5	4 - 4,8	3,4 - 4,5	6,8 - 9,2	4,5 - 5,6	9,2 - 12	6,8 - 8,6	-
270 -330	2 - 2,3	3,5 - 4,5	3 - 4,9	6,1 - 7,7	3,7 - 5,1	7,7 - 10,1	5,4 - 7,1	10,5 - 13,7
330 - 380	-	-	2,5 - 3,6	5,1 - 6,9	3,2 - 4,3	6,6 - 9,3	4,6 - 6,1	9,1 - 11,3
380 - 430	-	-	2,3 - 3,2	4,4 - 6,6	3 - 4	6,6 - 8,2	4,4 - 5,4	8,4 - 10,2
430 - 460	-	-	2,3 - 3	4,2 - 6,2	2,8 - 3,6	5,4 - 7,6	4,2 - 5,2	7,4 - 9,4
460 - 480	-	-	2,3 - 3	4,2 - 6,2	2,8 - 3,6	5,4 - 7,6	4 - 5,2	7,2 - 9,4

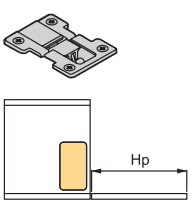

Miniwinch / Hp	4 KG		6 KG		10 KG		14 KG	
	MINIWINCH x1	MINIWINCH x2	MINIWINCH x1	MINIWINCH x2	MINIWINCH x1	MINIWINCH x2	MINIWINCH x1	MINIWINCH x2
200 - 230	2,5 - 2,9	-	4,1 - 5,9	-	5,3 - 7,3	-	8 - 11	-
230 - 270	2,2 - 2,5	4,1 - 4,8	3,3 - 4,8	6,8 - 9,6	4,2 - 6	9,6 - 12,8	6,6 - 8,6	-
270 -330	1,9 - 2,3	3,4 - 4,3	3,2 - 4,5	6,3 - 8,1	3,8 - 5,1	7,9 - 11,1	5,7 - 7,3	11,3 - 14,5
330 - 380	-	-	2,6 - 3,4	5 - 6,5	3,3 - 4,5	7,3 - 8,5	4,9 - 6,3	9,7 - 11,7
380 - 430	-	-	2,5 - 3,4	5 - 6,2	3,2 - 4,2	6,2 - 8,2	4,4 - 5,4	8,6 - 10,6
430 - 460	-	-	2,3 - 3	4,6 - 6,2	3 - 3,8	6,2 - 7,8	4 - 5,2	7,8 - 10,2
460 - 480	-	-	2,4 - 3,2	4,6 - 6	2,8 - 4	5,6 - 7,8	3,8 - 5	7,6 - 10



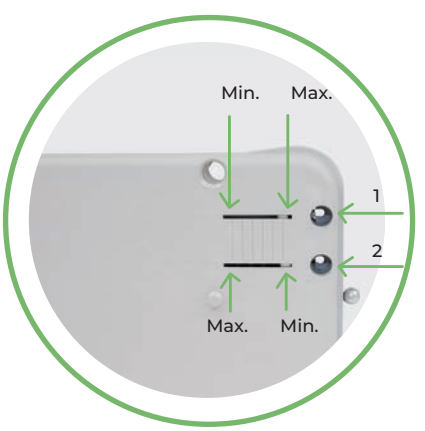

Meccanismo per ante a ribalta Microwinch
Microwinch mechanism for folding doors

slow | max. 9 kg | mm 210-480 | STEP

Forza/Force	Finitura/Finishing	Imballaggio/Packaging	Cod.
4 Kg	Grigia/Grey	10 UN/Unit	1010321
6 kg	Grigia/Grey	10 UN/Unit	1010421
10 kg	Grigia/Grey	10 UN/Unit	1010521
14 kg	Grigia/Grey	10 UN/Unit	1010621

Acciaio, Tecnoplastica/Plastic, Steel

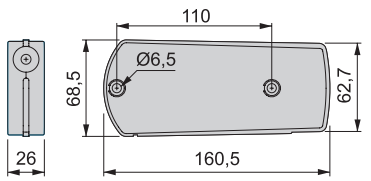

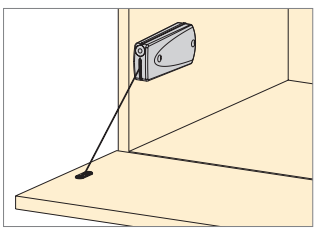

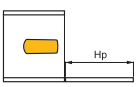

Microwinch / Hp	4 kg		6 kg		10 kg		14 kg	
	MICROWINCH x1	MICROWINCH x2	MICROWINCH x1	MICROWINCH x2	MICROWINCH x1	MICROWINCH x2	MICROWINCH x1	MICROWINCH x2
210 - 270	1,7 - 3	3,9 - 4,5	3,1 - 4	7,5 - 8	4,6 - 5,3	8 - 8,5	5,1 - 6	-
270 - 330	1,7 - 3	3,3 - 4,5	3,1 - 4	6,1 - 7,4	4 - 5,1	7,5 - 8,2	4,4 - 6	7,5 - 8,5
330 - 380	1,7 - 1,9	3,2 - 3,5	2,9 - 3,5	5,1 - 6,8	3,6 - 4,3	6,8 - 7,5	4 - 5,2	7,5 - 8
380 - 430	1,5 - 1,8	2,7 - 3,3	2,5 - 3,3	4,8 - 6,6	3,3 - 3,8	6,8 - 7,2	4,4 - 5	7,3 - 8
430 - 460	1,2 - 1,7	2,5 - 3,1	2,3 - 3,3	4,6 - 6	3,2 - 3,5	6,1 - 7	3,5 - 4,5	7,1 - 8
460 - 480	-	-	2,2 - 2,8	4,4 - 5,3	2,8 - 3,2	5,5 - 6,5	3,3 - 4,3	6,6 - 7,5

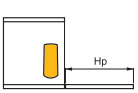

Microwinch / Hp	4 kg		6 kg		10 kg		14 kg	
	MICROWINCH x1	MICROWINCH x2	MICROWINCH x1	MICROWINCH x2	MICROWINCH x1	MICROWINCH x2	MICROWINCH x1	MICROWINCH x2
210 - 270	2,5 - 3,8	4,3 - 5,6	3,9 - 4,9	-	5,7 - 6,5	-	-	-
270 - 330	2,3 - 3,1	4,2 - 5	3,2 - 4,1	7 - 7,5	4,2 - 5,5	7,6 - 9	5,5 - 5,9	-
330 - 380	1,8 - 2,6	3,4 - 3,9	3,0 - 3,8	5,6 - 6,5	3,8 - 4,7	7,5 - 8,3	4,4 - 5,5	8,3 - 9
380 - 430	1,7 - 2,3	2,9 - 4,2	2,8 - 3,5	4,7 - 6,2	3,5 - 4,3	7,2 - 7,7	4,3 - 4,6	7,3 - 8,5
430 - 460	1,5 - 2	3,1 - 4	2,5 - 3,2	4,4 - 6,1	3,3 - 4	6,2 - 7,5	3,6 - 4,3	6,8 - 8,3
460 - 480	-	2,8 - 3,8	2,3 - 2,6	4,1 - 5,8	3,2 - 3,6	6 - 7,2	3,3 - 4	6,3 - 7,5

Snodo per anta Elbow per pensili, ribalta o cassapanca
Hinge for wall unit, flap or folding Elbow

slow STEP

Finitura/Finishing	Imballaggio/Packaging	Cod.
Nichelato/Nickel plated	20 UN/Unit	1259707

Acciaio/Steel

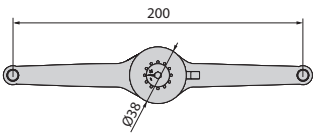

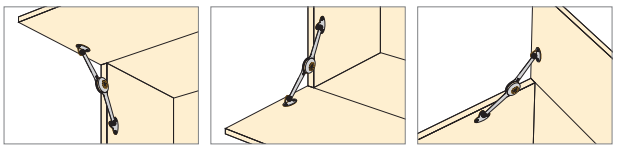

90°

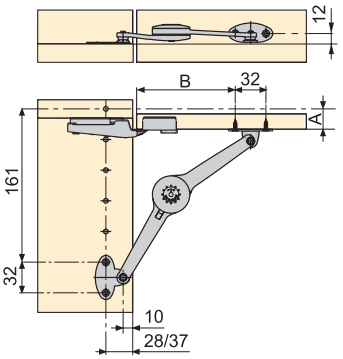

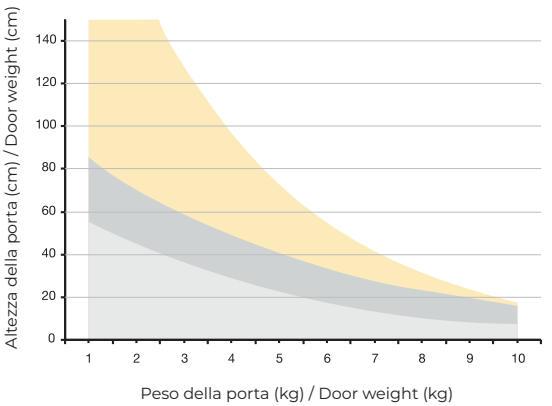

A	B
8	90
9	91
10	92
11	93
12	95
13	96
14	97
15	98
16	99
17	100
18	101
19	102
20	103
21	103
22	104
23	105
24	105
25	106

75°

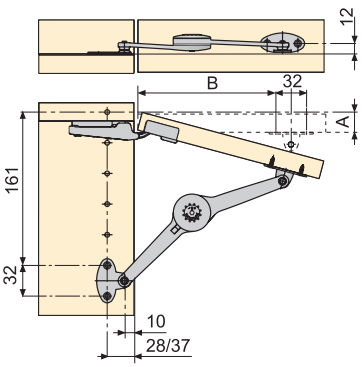

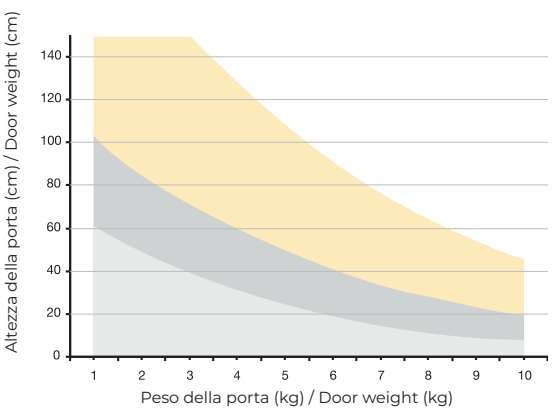

A	B
8	132
9	133
10	134
11	135
12	137
13	138
14	139
15	140
16	141
17	142
18	143
19	143
20	144
21	144
22	145
23	146
24	146
25	147

2 Elbow blocco la porta / 2 Elbow soft-close mechanisms/

2 Elbow sostengo e freno la porta / 2 Elbow free-stop mechanisms-1 soft closing mechanism

1 Elbow mantengo la porta / 1 Elbow slow stop

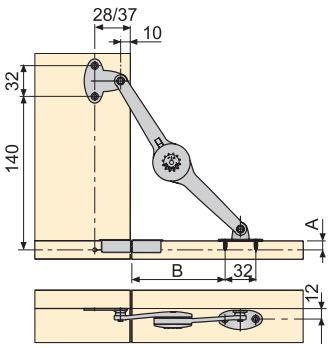

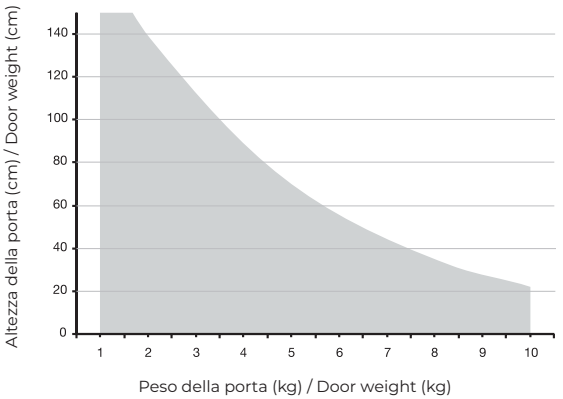

A	B
8	98
9	99
10	100
11	101
12	103
13	104
14	105
15	106
16	107
17	108
18	109
19	110
20	111
21	111
22	112
23	113
24	113
25	114

90°

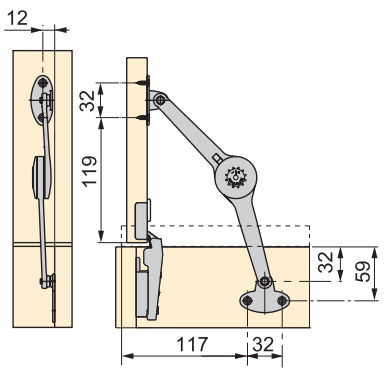

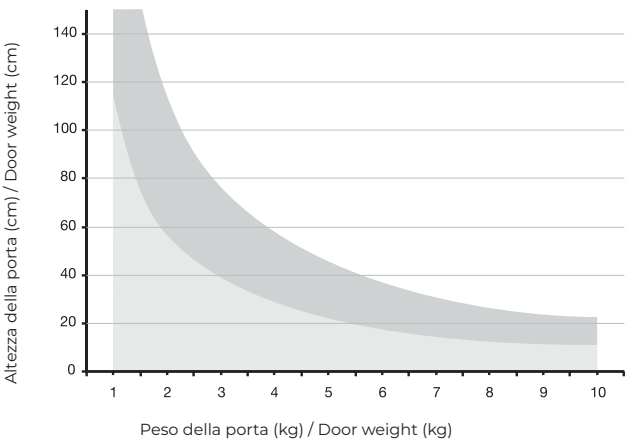

75°

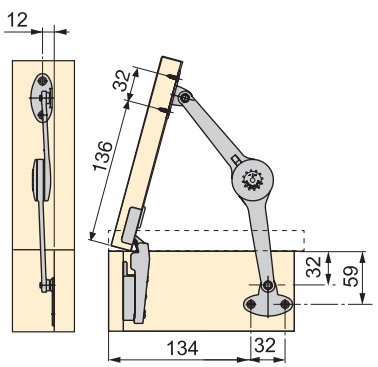

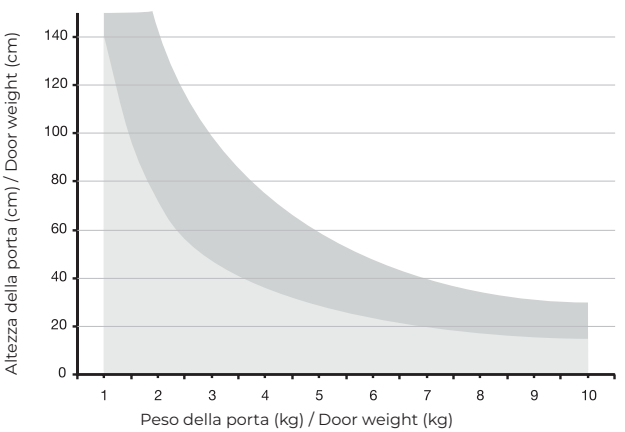

Braccetto ammortizzato NSDX ribalta
Drop-absorbing compass For folding NSDX

slow | mm min.300 | STEP

Forza/Force	Lato/Hand	Finitura/Finishing	Imballaggio/Packaging	Cod.
20-70 kg x cm	Sinistra/Left	Nichelato/Nickel plated	20 UN/Unit	1234407
20-70 kg x cm	Destra/Right	Nichelato/Nickel plated	20 UN/Unit	1234507

Acciaio, Zama/Steel, Zamak

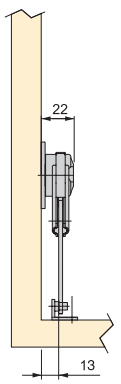

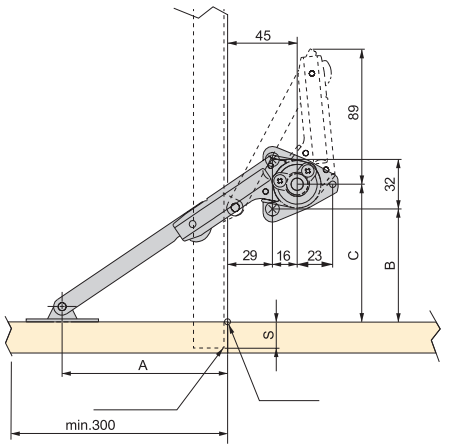

	A	B	C
	97	106 - S	122 - S

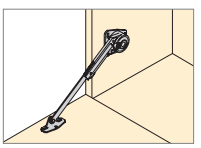

Braccetto ammortizzato NSDX per cassapanca
Drop-absorbing compass Trunk lids NSDX

slow | mm min.300

Forza/Force	Lato/Hand	Finitura/Finishing	Imballaggio/Packaging	Cod.
20-70 kg x cm	Sinistra/Left	Nichelato/Nickel plated	20 UN/Unit	1243007
20-70 kg x cm	Destra/Right	Nichelato/Nickel plated	20 UN/Unit	1242907

Acciaio, Zama/Steel, Zamak

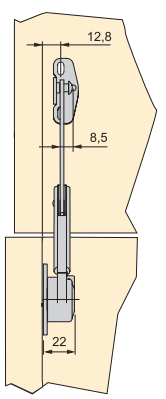

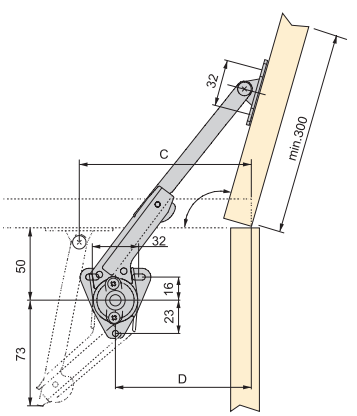

	C	D
70°	126	101
105°	103	78

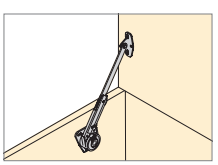

NSDX per pensili
For lift-ups NSDX

slow | mm min.300

Descrizioni/Description	Forza/Force	Lato/Hand	Finitura/Finishing	Imballaggio/Packaging	Cod.
Senza fermata/Without stop	20-70 kg x cm	Sinistra/Left	Nichelato/Nickel plated	20 UN/Unit	1234007
Senza fermata/Without stop	20-70 kg x cm	Destra/Right	Nichelato/Nickel plated	20 UN/Unit	1234107

Acciaio, Zama/Steel, Zamak

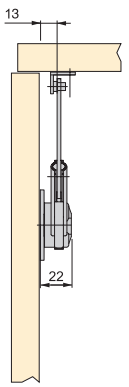

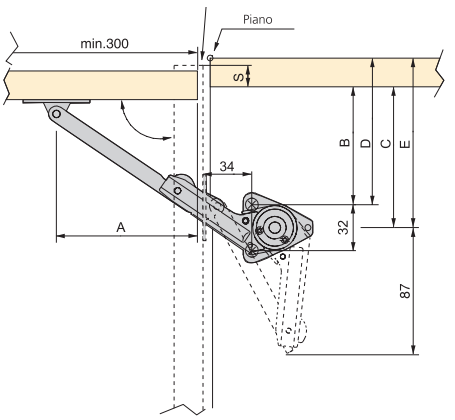

		A	B	C
80°	60°	106	105 - S	121 - S
90°	65°	98	97 - S	113 - S
100°	70°	92,5	91,5 - S	107,5 - S

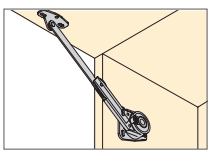

Aggancio NSDX per porta in legno
NSDX catch for wood doors

Finitura/Finishing	Imballaggio/Packaging	Cod.
Nichelato/Nickel plated	20 UN/Unit	1234207

Acciaio/Steel

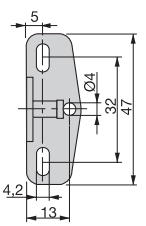

Kit Braccetti pensili per ante a ribalta verso l'alto NSDX
Batch of NSDX springs for lift-up doors

Forza/Force	Finitura/Finishing	Imballaggio/Packaging	Cod.
20 - 70	Nichelato/Nickel plated	1 SET/Pair	1275607

Acciaio, Zama/Steel, Zamak

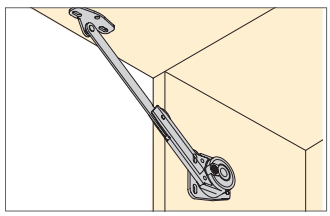

Braccetti a ribalta NSDX
Batch of NSDX springs for folding doors

Forza/Force	Finitura/Finishing	Imballaggio/Packaging	Cod.
20 - 70	Nichelato/Nickel plated	1 SET/Pair	1275707

Acciaio, Zama/Steel, Zamak

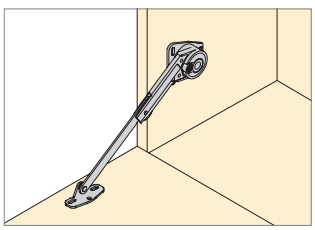

CALCOLO DEL PESO DELL'ANTA
P = Peso dell'anta in kg.
H = Altezza dell'anta in cm.
A = Larghezza dell'anta in cm.
e = Spessore dell'anta in cm.
d = Densità del materiale.
Truciolare: d = 0,72 kg/dm3.
MDF: d = 0,75 kg/dm3.
Cristallo: d = 2,54 kg/dm3.

CALCOLO DELLA FORZA DEL BRACCETTO
F = Forza in kg x cm.
P = Peso dell'anta in kg x cm.
H = Altezza dell'anta in cm.
In funzione del valore ottenuto da F (kg x cm) selezionare 1 o 2 braccetti adeguati.

CALCULATING TOTAL WEIGHT OF DOOR
P = Weight of the door in kg.
H = Height of the door in cm.
A = Width of the door in cm.
e = Thickness of the door in cm.
d = Density of door material.
Particle board: d = 0,72 kg/dm3.
MDF: d = 0,75 kg/dm3.
Glass: d = 2,54 kg/dm3.

CALCULATING STRENGTH OF STAY
F = Force in kg x cm.
P = Weight of the door in kg x cm.
H = Height of de door in cm.
Depending on the obtained value for F (kg x cm) choose 1 or 2 suitable stays.

$$P = \frac{H \times A \times e \times d}{1.000}$$

$$F = \frac{H \times P}{2}$$

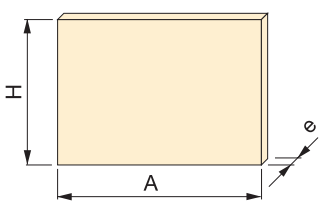

I pistoni per mobili Thin si distinguono per il loro design elegante, grazie al loro piccolo diametro Ø12 mm. Si distinguono inoltre per essere realizzati in acciaio con finitura verniciata in nichel opaco.

Thin furniture pistons are distinguished by their elegant design, thanks to their small Ø12 mm diameter. They are also distinguished by being made of steel with a matt nickel painted finish.

Pistone diametro 12 Thin con agganci per ante per pensili
Thin diameter 12 piston with hooks for lift-up doors

C	Forza/Force	L	Finitura/Finishing	Imballaggio/Packaging	Cod.
80	5 kg	247	Verniciato nichel opaco/Matt nickel painted	8 UN/Unit	1261124
80	8 kg	247	Verniciato nichel opaco/Matt nickel painted	8 UN/Unit	1261224
80	10 kg	247	Verniciato nichel opaco/Matt nickel painted	8 UN/Unit	1261324

Acciaio, Tecnoplastica/Plastic, Steel

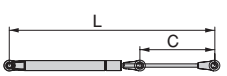

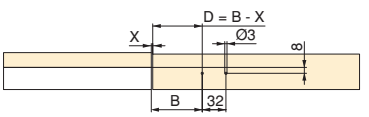

α°	A	B
80°	240	71
90°	225	70
100°	213	67

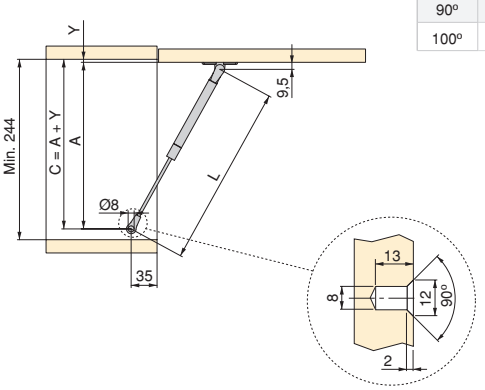

Pistone a gas H con agganci per ante per pensili
Gas struts H with hooks for lift-up doors

C	Forza/Force	L	Finitura/Finishing	Imballaggio/Packaging	Cod.
100	5 kg	276	Verniciato alluminio/Silver painted	10 KIT	1005925
100	8 kg	276	Verniciato alluminio/Silver painted	10 KIT	1005725
100	11 kg	276	Verniciato alluminio/Silver painted	10 KIT	1005825
80	5 kg	243	Verniciato alluminio/Silver painted	10 KIT	1010925
80	8 kg	243	Verniciato alluminio/Silver painted	10 KIT	1005625
80	11 kg	243	Verniciato alluminio/Silver painted	10 KIT	1008025

Acciaio, Tecnoplastica/Plastic, Steel

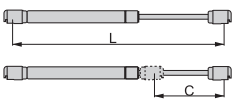

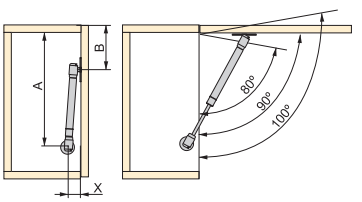

Pistone a gas H con agganci per ante a ribalta
Gas struts H with hooks for folding doors

C	Forza/Force	L	Finitura/Finishing	Imballaggio/Packaging	Cod.
100	12 kg	276	Verniciato alluminio/Silver painted	10 KIT	1008225
80	6 kg	243	Verniciato alluminio/Silver painted	10 KIT	1005525
80	12 kg	243	Verniciato alluminio/Silver painted	10 KIT	1008125

Acciaio, Tecnoplastica/Plastic, Steel

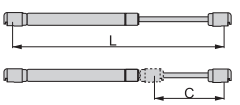

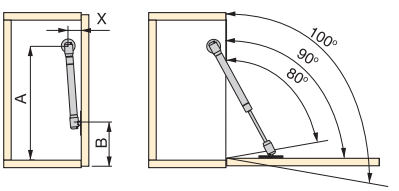

Braccetto elevabile Pistone per pensili
Piston for lift-up doors

C	Forza/Force	L	Finitura/Finishing	Imballaggio/Packaging	Cod.
200	11 kg	470	Verniciato alluminio/Silver painted	20 UN/Unit	1257925
100	5 kg	276	Verniciato alluminio/Silver painted	20 UN/Unit	1235725
100	8 kg	276	Verniciato alluminio/Silver painted	20 UN/Unit	1227825
100	11 kg	276	Verniciato alluminio/Silver painted	20 UN/Unit	1227925
100	20 kg	276	Verniciato alluminio/Silver painted	20 UN/Unit	1244825
80	5 kg	243	Verniciato alluminio/Silver painted	20 UN/Unit	1243925
80	8 kg	243	Verniciato alluminio/Silver painted	20 UN/Unit	1244025
80	11 kg	243	Verniciato alluminio/Silver painted	20 UN/Unit	1244125
50	5 kg	180	Verniciato alluminio/Silver painted	20 UN/Unit	1263825

Acciaio, Tecnoplastica/Plastic, Steel

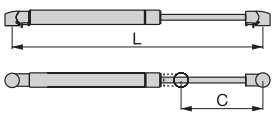

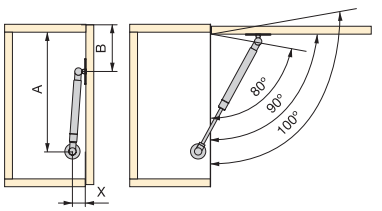

Braccetto ribalta Pistone per ribalta
Piston for folding doors

C	Forza/Force	L	Finitura/Finishing	Imballaggio/Packaging	Cod.
100	6 kg	276	Verniciato alluminio/Silver painted	20 UN/Unit	1244225
100	12 kg	276	Verniciato alluminio/Silver painted	20 UN/Unit	1000225
80	6 kg	243	Verniciato alluminio/Silver painted	20 UN/Unit	1233225
80	12 kg	243	Verniciato alluminio/Silver painted	20 UN/Unit	1000525

Acciaio, Tecnoplastica/Plastic, Steel

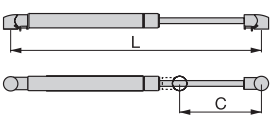

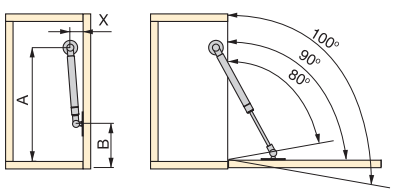

Braccetto elevabile Pistone H per pensili
H piston for lift-up doors

C	Forza/Force	L	Finitura/Finishing	Imballaggio/Packaging	Cod.
100	8 kg	276	Verniciato alluminio/Silver painted	20 UN/Unit	1259225
100	11 kg	276	Verniciato alluminio/Silver painted	20 UN/Unit	1259325
80	5 kg	243	Verniciato alluminio/Silver painted	20 UN/Unit	1259425
80	8 kg	243	Verniciato alluminio/Silver painted	20 UN/Unit	1259525
80	11 kg	243	Verniciato alluminio/Silver painted	20 UN/Unit	1259625

Acciaio, Tecnoplastica/Plastic, Steel

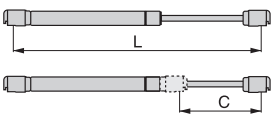

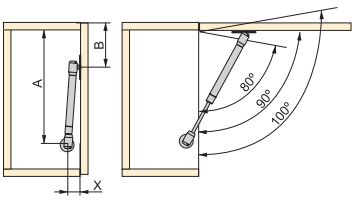

Braccetto ribalta Pistone H per ribalta
H piston for folding doors

C	Forza/Force	L	Finitura/Finishing	Imballaggio/Packaging	Cod.
100	6 kg	276	Verniciato alluminio/Silver painted	20 UN/Unit	1271625
100	12 kg	276	Verniciato alluminio/Silver painted	20 UN/Unit	1271725
80	6 kg	243	Verniciato alluminio/Silver painted	20 UN/Unit	1271925

Acciaio, Tecnoplastica/Plastic, Steel

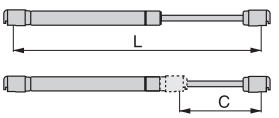

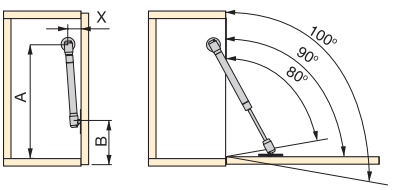

Aggancio fianco di pistone
Side panel catch of piston

Finitura/Finishing	Imballaggio/Packaging	Cod.
Nichelato/Nickel plated	100 UN/Unit	1228007

Acciaio/Steel

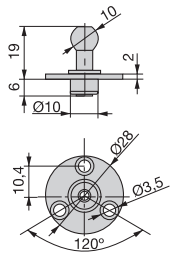

Aggancio fianco di pistone senza spina
Side panel of piston without pivot

Finitura/Finishing	Imballaggio/Packaging	Cod.
Nichelato/Nickel plated	100 UN/Unit	1266607

Acciaio/Steel

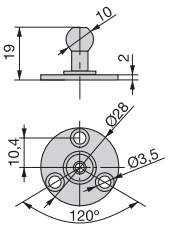

Aggancio di pistone per porta in legno
Catch of piston for wood doors

Finitura/Finishing	Imballaggio/Packaging	Cod.
Nichelato/Nickel plated	100 UN/Unit	1228107

Acciaio/Steel

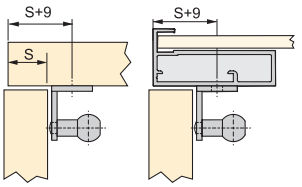

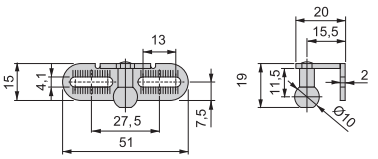

Aggancio di pistone per porte in alluminio 324
Catch of piston for aluminium door 324

Finitura/Finishing	Imballaggio/Packaging	Cod.
Nichelato/Nickel plated	100 UN/Unit	1232407

Acciaio/Steel

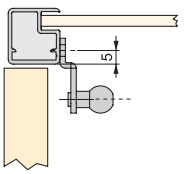

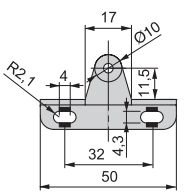

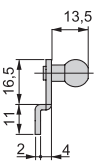

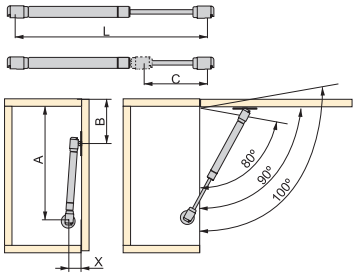

C	α°	A	B	X
50	80°	186	70	25
	90°	175	63	
	100°	167	55	
80	80°	248	95	
	90°	233	87	
	100°	221	80	
100	80°	274	100	40
	90°	257	95	
	100°	245	87	
200	80°	477	177	
	90°	446	172	
	100°	417	169	

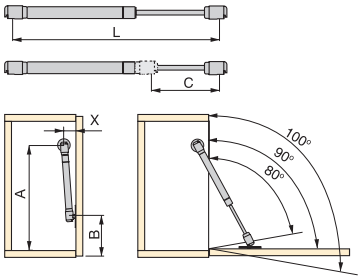

C	α°	A	B	X
80	80°	248	95	25
	90°	233	87	
	100°	221	80	
100	80°	274	100	40
	90°	257	95	
	100°	245	87	

CALCOLO PER ANTE IN LUCE:
Sommare E+1 per calcolare A e X essendo E lo spessore del pannello.
· Per ante in legno e alluminio.
· Per sormonti differenti a 15 mm sommare il valore A+15-sormonto.
· Per ante di larghezza superiore a 450 mm si consiglia l'uso di 2 ammortizzatori.

HOW TO CALCULATE THE MOUNTING:
Add E+1 to calculate A and X, being E the thickness of the board.
· For wooden and aluminium doors.
· For overhangs other than 15 mm, calculate value A+15-overhang.
· For doors wider than 450 mm the use of 2 springs is recommended.

CALCOLO DELLA FORZA DELL'AMMORTIZZATORE:
F: Forza di spinta in kg.
P: Peso dell'anta in kg.
H: Altezza anta in mm.
B: Punto di aggancio in mm.
F = (P x H x 0,6) / B

$$F = \frac{P \times H \times 0{,}6}{B}$$

CALCULATING STRENGTH OF STAY:
F: Force supported by piston in kg.
P: Weight of door in kg.
H: Height of door in mm.
B: Fixing point of piston in mm.
F = (P x H x 0,6) / B

$$F = \frac{P \times H \times 0{,}6}{B}$$

CALCOLO DEL PESO DELL'ANTA:
P = Peso dell'anta in kg.
H = Altezza dell'anta in cm.
A = Larghezza dell'anta in cm.
e = Spessore dell'anta in cm.
d = Densità del materiale.
Truciolare: d = 0,72 kg/dm3.
MDF: d = 0,75 kg/dm3.
Cristallo: d = 2,54 kg/dm3.
P = (H x A x E x D) / 1000

$$P = \frac{H \times A \times e \times d}{1.000}$$

CALCULATING WEIGHT OF DOOR:
P = Weight of the door in kg.
H = Height of the door in cm.
A = Width of the door in cm.
e = Thickness of the door in cm.
d = Density of door material.
Particle board: d = 0,72 kg/dm3.
MDF: d = 0,75 kg/dm3.
Glass: d = 2,54 kg/dm3.
P = (H x A x E x D) / 1000

$$P = \frac{H \times A \times e \times d}{1.000}$$

CERNIERE
HINGES

MECCANISMI DI SOLLEVAMENTO
LIFT-UP MECHANISMS

emuca

90cm **350N** **30kg**

Per letti da 90 cm.
Con pistoni da 350 N.
Apertura laterale.
Peso massimo 30 kg.
Facile da montare.

For 90 cm beds.
With 350 N pistons.
Side opening.
Maximum weight 30 kg.
Easy assembly.

Per letti da 135 cm.
Con pistoni da 1.150 N.
Apertura anteriore.
Peso massimo 60 kg.
Facile da montare.

For 135 cm beds.
With 1,150 N pistons.
Front opening.
Maximum weight 60 kg.
Easy assembly.

135cm **1.150N** **60kg**

Set di meccanismi di sollevamento per letto canapè laterale
Lift-up mechanism set for side canapé bed

max. 30 kg

Descrizioni/Description	Finitura/Finishing	Imballaggio/Packaging	Cod.
90 cm/90 cm	Verniciato nero/Black painted	1 SET/Pair	7090114

Acciaio/Steel

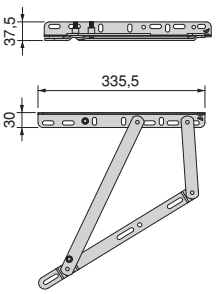

Set di meccanismi di sollevamento per il letto canapè anteriore
Lift-up mechanism set for front canapé bed

max. 60 kg

Descrizioni/Description	Finitura/Finishing	Imballaggio/Packaging	Cod.
135 cm/135 cm	Verniciato nero/Black painted	1 SET/Pair	7090214

Acciaio/Steel

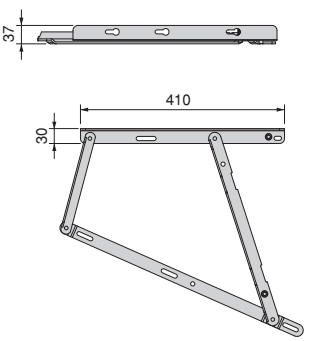

Set di meccanismi di sollevamento per tavolini
Set of lift-up mechanisms for coffee tables

max. 15 kg | STEP

L	H	X	Finitura/Finishing	Imballaggio/Packaging	Cod.
380	175	210	Verniciato nero/Black painted	1 SET/Pair	4014414
425	232	278	Verniciato nero/Black painted	1 SET/Pair	4014814

Acciaio/Steel

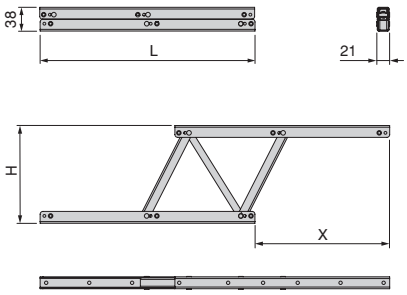

Piani d'appoggio per tavoli o scaffali
Table tops or shelves

L	P	Spessore/Thickness	Finitura/Finishing	Imballaggio/Packaging	Cod.
600	200	30	Verniciato bianco/White painted	1 UN/Unit	7018712
900	500	30	Verniciato bianco/White painted	1 UN/Unit	7018612
1150	750	30	Verniciato bianco/White painted	1 UN/Unit	7018812
600	200	30	Finitura rovere/Oak effect	1 UN/Unit	7018719
900	500	30	Finitura rovere/Oak effect	1 UN/Unit	7018619
1150	750	30	Finitura rovere/Oak effect	1 UN/Unit	7018819

Legno/Wood

PEFC FSC

30mm

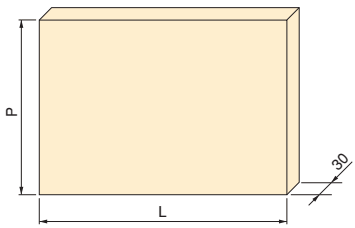

+

PEFC
FSC