

wardrobe rails

Barre per armadio Barras para armario
Barres pour armoires Varões de roupeiro
Drażki do szaf Schrankstangen






furniture fittings solutions

Index

- 04 Rails kits
- 06 Luxe rail
- 08 Ø28 rail
- 09 Silk rail
- 10 Others rails

Silk kit






	Cod. 	
0,75 m	70701 62	1

Aluminium and plastic

- With semi-hard P.V.C profile to avoid coathanger noise and scratches.

Silk kit







	Cod. 	
1,15 m	70700 62	1

Aluminium and plastic

- With semi-hard P.V.C profile to avoid coathanger noise and scratches.


Aluminium kit






	Cod. 	
0,75 m	70703 62	1

Aluminium and zamak

Aluminium kit






	Cod. 	
1,15 m	70702 62	1

Aluminium and zamak

Steel kit






	Cod. 	
0,75 m	70705 11	1

Steel and zamak

Steel kit






	Cod. 	
1,15 m	70704 11	1

Steel and zamak

Ø28 kit






	Cod. 	
0,75 m	70707 13 62	1

Aluminium and zamak

Ø28 kit



	Cod. 	
1,15 m	70706 13 62	1

Aluminium and zamak



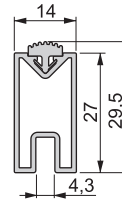
Luxe rectangular rail



62



13



	Cod.	
2,35 m	71008 13 62	10

Aluminium and plastic

- With semi-hard P.V.C profile to avoid coathanger noise and scratches.

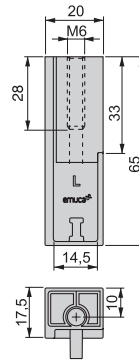
Lateral support



62



13



Cod.	
71020 13 25	10

Zamak

- M6 x 40 screw included.



To calculate the measurement of the bar, subtract 10 mm from the inter-axis of the end support.

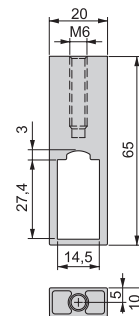
Central support



62



13



Cod.	
71003 13 25	20

Zamak

- M6 x 40 screw included.

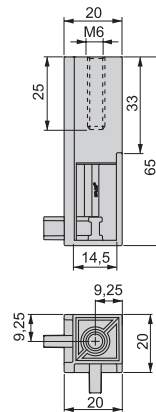
Corner support



62



13



Cod.	
71002 13 25	20

Zamak

- M6 x 40 screw included.

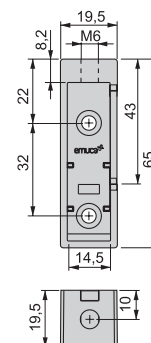
Lateral support



62



13



Hand	Cod.	
Right	71005 25 43	100
Left	71004 25 43	100

Plastic

- M6 x 40 screw included.

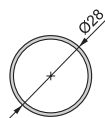


To calculate the measurement of the rail subtract 11 mm from the internal width.

Ø28 aluminium rail



62



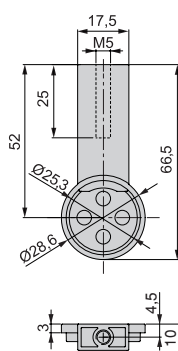
	Cod.	
2,35 m	60578 13 14 62 73	10

Aluminium

Ø28 lateral support



62



Cod.	
79225 13 14 25 73	10

Zamak

• M5 x 38 screw included.

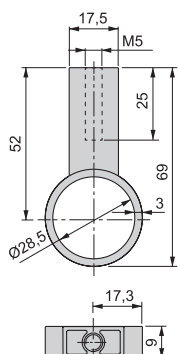


To calculate the measurement of the bar, subtract 3 mm from the inter-axis of the end support.

Ø28 lateral support



62



Cod.	
79197 13 14 25 73	20

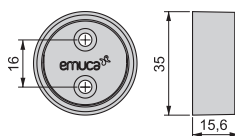
Zamak

• M5 x 38 screw included.

Ø28 lateral support



21



Cod.	
79198 17 21 43	50

Zamak and plastic



To calculate the measurement of the rail subtract 6 mm from the internal width.



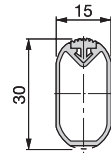
Silk rails



62



14



	Cod.	
2,35 m	60721 14 62	10

Aluminium and plastic

- With semi-hard P.V.C profile to avoid coathanger noise and scratches.

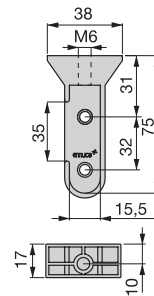
Silk lateral support



62



14



Cod.	
71010 14 25	10

Plastic

- M6 x 40 screw included.



To calculate the measurement of the rail subtract 7 mm from the internal width.

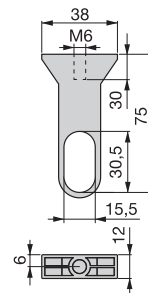
Silk central support



62



14



Cod.	
60031 14 25	20

Plastic

- M6 x 40 screw included.

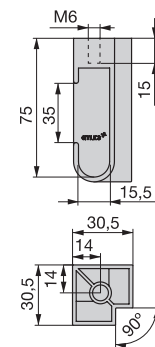
Silk corner support



62




14



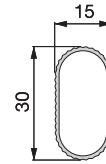
Cod.	
60032 14 25	20




Plastic

- M6 x 40 screw included.



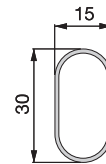

Aluminium rail






	Cod. 		
2,35 m	62203	62	10
3,9 m	62202	62	15

Aluminium

Steel rail



	Cod. 		
2,35 m	70094	11	10

Steel

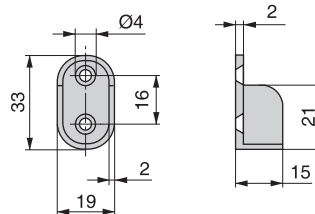
Lateral support





07



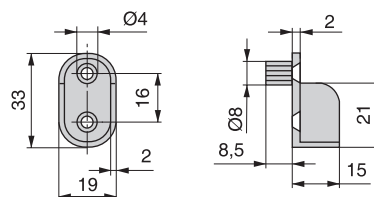
25





Cod. 			
90168	07	25	500

Zamak

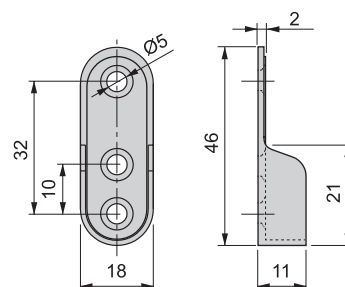
Direct-mounted support





Cod. 			
90167	07	500	500

Zamak

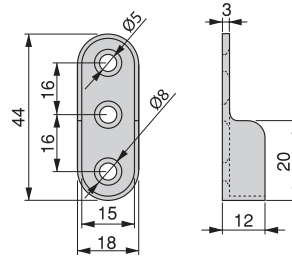
Lateral support



Cod. 			
40070	07	500	500

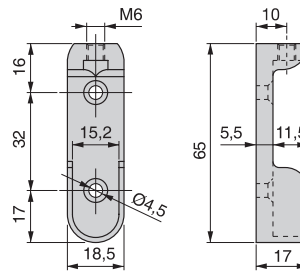
Steel

Lateral support



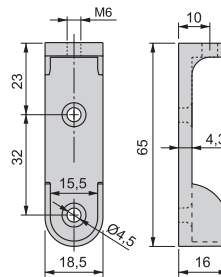
Cod.		
90723	07	500
Zamak		

Lateral support



Cod.			
60474	07	25	200
Zamak			

Lateral support



Cod.			
71468	07	25	250
Zamak			

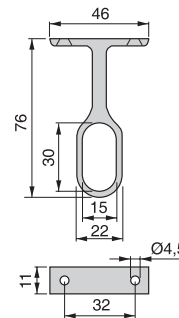
T central support



07

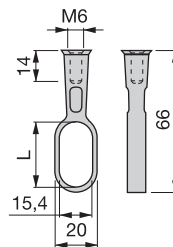


25



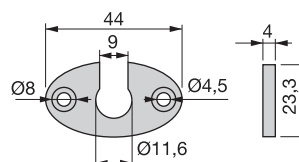
Cod.			
60026	07	25	300
Zamak			

Central support



L	Cod.		
30	81203	25	500
Zamak			

Base for central support



Cod.		
81204	25	500
Zamak		



furniture fittings solutions



Printed on chlorine-free paper (TCF)
Stampato su carta senza cloro (TCF)
Impreso en papel sin cloro (TCF)
Imprimé sur papier sans chlore (TCF)
Impresso em papel sem cloro (TCF)
Wydrukowano na papierze nie zawierającym chloru (TCF)

EMUCA reserves the right to make changes to specification without prior notice.
EMUCA si riserva la facoltà di introdurre cambi alle specifiche tecniche senza nessun preavviso.
EMUCA se reserva el derecho de introducir cambios en las especificaciones técnicas sin previo aviso.
EMUCA se réserve le droit de modifier les spécifications techniques sans avis préalable.
A EMUCA reserva-se o direito de introduzir alterações nas especificações técnicas sem aviso prévio.
Firma EMUCA zastrzega sobie prawo wprowadzania zmian w specyfikacjach technicznych bez uprzedniego powiadomienia

emuca.com



Emuca S.R.L.

Via Messico, 80 • 35127 Padova (ITALIA)
T. +39 049 8702800 • F. +39 049 87 03019
www.emuca.it • info@emuca.com

Emuca Ltd.

75 Springfield Road • Chelmsford • Essex
CM2 6JG (UK)
T. +44 1268 530 674 • F. +44 1268 282 592
www.emuca.co.uk • sales@emuca.com

Emuca S.A.

Pl. El Oliveral - c/H, 4 • Apartado de correos 176
46394 Ribà-Roja del Túria • Valencia (ESPAÑA)
T. +34 96 166 70 19 • F. +34 96 166 71 82
www.emuca.es • emuca@emuca.com

Emuca S.A.R.L

Parc de l'Aubinière • 2 Avenue des Améthystes
44338 Nantes Cedex 03 (FRANCE)
T. +33 2 49 88 07 35 • F. +33 2 72 22 02 24
www.emuca.fr • emuca@emuca.com

Emuca Lda.

AV. da Liberdade n° 36, 6° • 01250 Lisboa (PORTUGAL)
T. +351 211 203 940 • F. +34 96 166 71 82
www.emuca.pt • emuca@emuca.com

